



[Home](#) → [Medical Encyclopedia](#) → Hernia

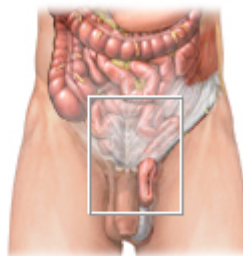
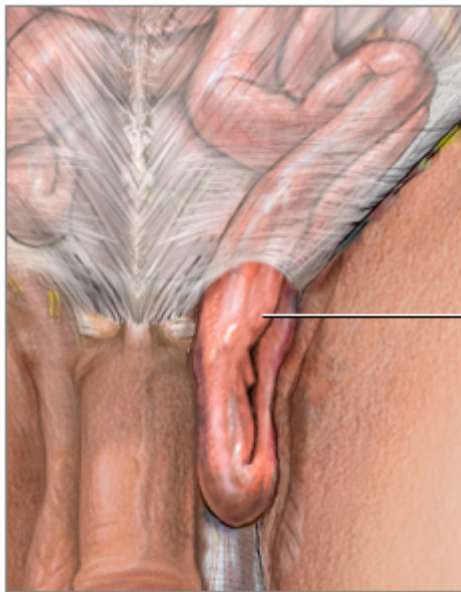
URL of this page: [//medlineplus.gov/ency/article/000960.htm](https://medlineplus.gov/ency/article/000960.htm)

Hernia

A hernia is a sac formed by the lining of the abdominal cavity (peritoneum). The sac comes through a hole or weak area in the strong layer of the belly wall that surrounds the muscle. This layer is called the fascia.

Which type of hernia you have depends on where it is:

- Femoral hernia is a bulge in the upper thigh, just below the groin. This type is more common in women than men.
- Hiatal hernia occurs in the upper part of the stomach. Part of the upper stomach pushes into the chest.
- Incisional hernia can occur through a scar if you have had abdominal surgery in the past.
- Umbilical hernia is a bulge around the belly button. It occurs when the muscle around the belly button does not close completely after birth.
- Inguinal hernia is a bulge in the groin. It is more common in men. It may go all the way down into the scrotum.



Inguinal hernia

Inguinal hernia occurs when a portion of the small intestine enters the inguinal canal



Causes

Usually, there is no clear cause of a hernia. Sometimes, hernias can occur due to:

- Heavy lifting
- Straining while using the toilet
- Any activity that raises the pressure inside the belly

Hernias may be present at birth, but the bulge may not be evident until later in life. Some people have a family history of hernias.

Babies and children can get hernias. It happens when there is weakness in the belly wall. Inguinal hernias are common in boys. Some children do not have symptoms until they are adults.

Any activity or medical problem that increases pressure on the tissue in the belly wall and muscles may lead to a hernia, including:

- Long-term (chronic) constipation and pushing hard (straining) to have a bowel movement
- Chronic coughing or sneezing
- Cystic fibrosis
- Enlarged prostate, straining to urinate
- Extra weight
- Fluid in the abdomen (ascites)
- Peritoneal dialysis
- Poor nutrition
- Smoking
- Overexertion
- Undescended testicles

Symptoms

There are usually no symptoms. Some people have discomfort or pain. The discomfort may be worse when standing, straining, or lifting heavy objects. In time, the most common complaint is a bump that is sore and growing.

When a hernia gets bigger, it may get stuck inside the hole and lose its blood supply. This is called strangulation. This causes pain and swelling at the site of strangulation. Symptoms may include:

- Nausea and vomiting
- Not being able to pass gas or have bowel movements

When this occurs, surgery is needed right away.

Exams and Tests

The health care provider can usually see or feel a hernia when you are examined. You may be asked to cough, bend, push, or lift. The hernia may get bigger when you do this.

The hernia (bulge) may not be easily seen in infants and children, except when the child is crying or coughing.

Ultrasound or CT scan may be done to look for a hernia.

If there is a blockage in the bowel, an x-ray of the abdomen will likely be done.

Treatment

Surgery is the only treatment that can permanently fix a hernia. Surgery may be more risky for people with serious medical problems.

Surgery repairs the weakened abdominal wall tissue (fascia) and closes any holes. Most hernias are closed with stitches and sometimes with mesh patches to plug the hole.

An umbilical hernia that does not heal on its own by the time a child is 5 years old will likely be repaired.

Outlook (Prognosis)

The outcome for most hernias is usually good with treatment. It is rare for a hernia to come back. Incisional hernias are more likely to return.

Possible Complications

In rare cases, inguinal hernia repair can damage structures involved in the function of a man's testicles.

Another risk of hernia surgery is nerve damage, which can lead to numbness in the groin area.

If a part of the bowel was trapped or strangulated before surgery, bowel perforation or dead bowel may result.

When to Contact a Medical Professional

Call your provider right away if you have:

- A painful hernia and the contents cannot be pushed back into the abdomen using gentle pressure
- Nausea, vomiting, or a fever along with a painful hernia
- A hernia that becomes red, purple, dark, or discolored

Call your provider if you have:

- Groin pain, swelling, or a bulge.
- A bulge or swelling in the groin or belly button, or that is associated with a previous surgical cut.

Prevention

To prevent a hernia:

- Use proper lifting techniques.
- Lose weight if you are overweight.
- Relieve or avoid constipation by eating plenty of fiber, drinking lots of fluid, going to the bathroom as soon as you have the urge, and exercising regularly.
- Men should see their provider if they strain with urination. This may be a symptom of an enlarged prostate.

Alternative Names

Hernia - inguinal; Inguinal hernia; Direct and indirect hernia; Rupture; Strangulation; Incarceration

References

Aiken JJ, Oldham KT. Inguinal hernia. In: Kliegman RM, Stanton BF, St. Geme JW, Schor NF, eds. *Nelson Textbook of Pediatrics*. 20th ed. Philadelphia, PA: Elsevier; 2016:chap 346.

Curcillo PG. Incisional, epigastric, and umbilical hernias. In: Cameron JL, Cameron AM, eds. *Current Surgical Therapy*. 11th ed. Philadelphia, PA: Elsevier Saunders; 2014:539-545.

Malangoni MA, Rosen MJ. Hernias. In: Townsend CM Jr., Beauchamp RD, Evers BM, Mattox KL, eds. *Sabiston Textbook of Surgery: The Biological Basis of Modern Surgical Practice*. 20th ed. Philadelphia, PA: Elsevier; 2017:chap 44.

Review Date 9/17/2016

Updated by: Debra G. Wechter, MD, FACS, general surgery practice specializing in breast cancer, Virginia Mason Medical Center, Seattle, WA. Also reviewed by David Zieve, MD, MHA, Isla Ogilvie, PhD, and the A.D.A.M. Editorial team.

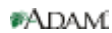


A.D.A.M., Inc. is accredited by URAC, also known as the American Accreditation HealthCare Commission (www.urac.org).

URAC's [accreditation program](#) is an independent audit to verify that A.D.A.M. follows rigorous standards of quality and accountability. A.D.A.M. is among the first to achieve this important distinction for online health information and services. Learn

more about A.D.A.M.'s [editorial policy](#), [editorial process](#) and [privacy policy](#). A.D.A.M. is also a founding member of Hi-Ethics and subscribes to the principles of the Health on the Net Foundation (www.hon.ch).

The information provided herein should not be used during any medical emergency or for the diagnosis or treatment of any medical condition. A licensed physician should be consulted for diagnosis and treatment of any and all medical conditions. Call 911 for all medical emergencies. Links to other sites are provided for information only -- they do not constitute endorsements of those other sites. Copyright 1997-2017, A.D.A.M., Inc. Duplication for commercial use must be authorized in writing by ADAM Health Solutions.



U.S. National Library of Medicine 8600 Rockville Pike, Bethesda, MD 20894

U.S. Department of Health and Human Services National Institutes of Health

Page last updated: 09 March 2017