

LATEST UPDATE

Watch the COVID-19 Press Conferences — Want to know the latest news about COVID-19 in Kansas? Watch Governor Laura Kelly and Secretary Lee Norman, M.D.'s press conferences. [Learn more...](#)

COVID-19 Cases in Kansas

Map Information

The map is updated Monday, Wednesday and Friday by 12:30 p.m. The map contains a variety of data at the state and county level, including the Reopen Kansas Metrics. Click on the gray buttons to access the data. To maximize your experience, use a device with a larger screen, such as a tablet, laptop or desktop. The [Map FAQ Document \(PDF\)](#) includes detailed instructions on how to use and share the data.

Daily Case Summary & Historical Data

The [COVID-19 Summary](#) is published Monday, Wednesday and Friday at 12:30 p.m. and includes historical data. The summary may not be published during holiday observances.



KS COVID-19 Overview	Case Characteristics	Cluster Summary
Reopen Kansas Metrics	Case Rates	Hospital Summary
	Testing Rates	Death Summary

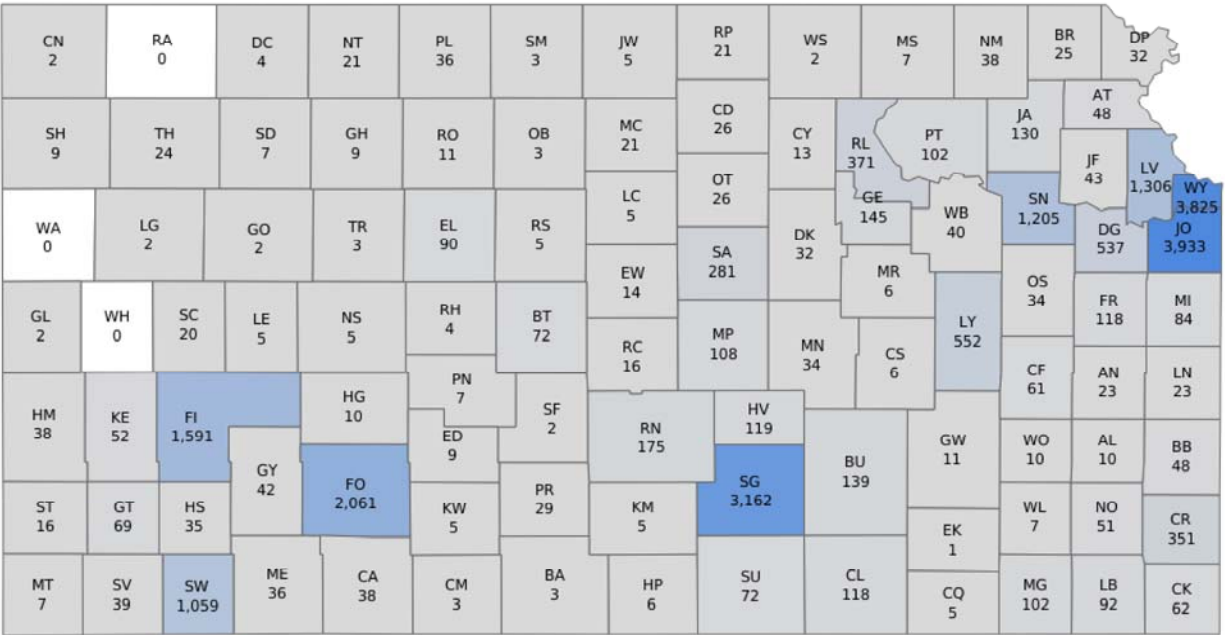
Kansas Coronavirus Disease 2019 (COVID-19): Overview

Cases*	Hospitalizations	Statewide Deaths	Negative Tests
23,334	1,497	307	238,197

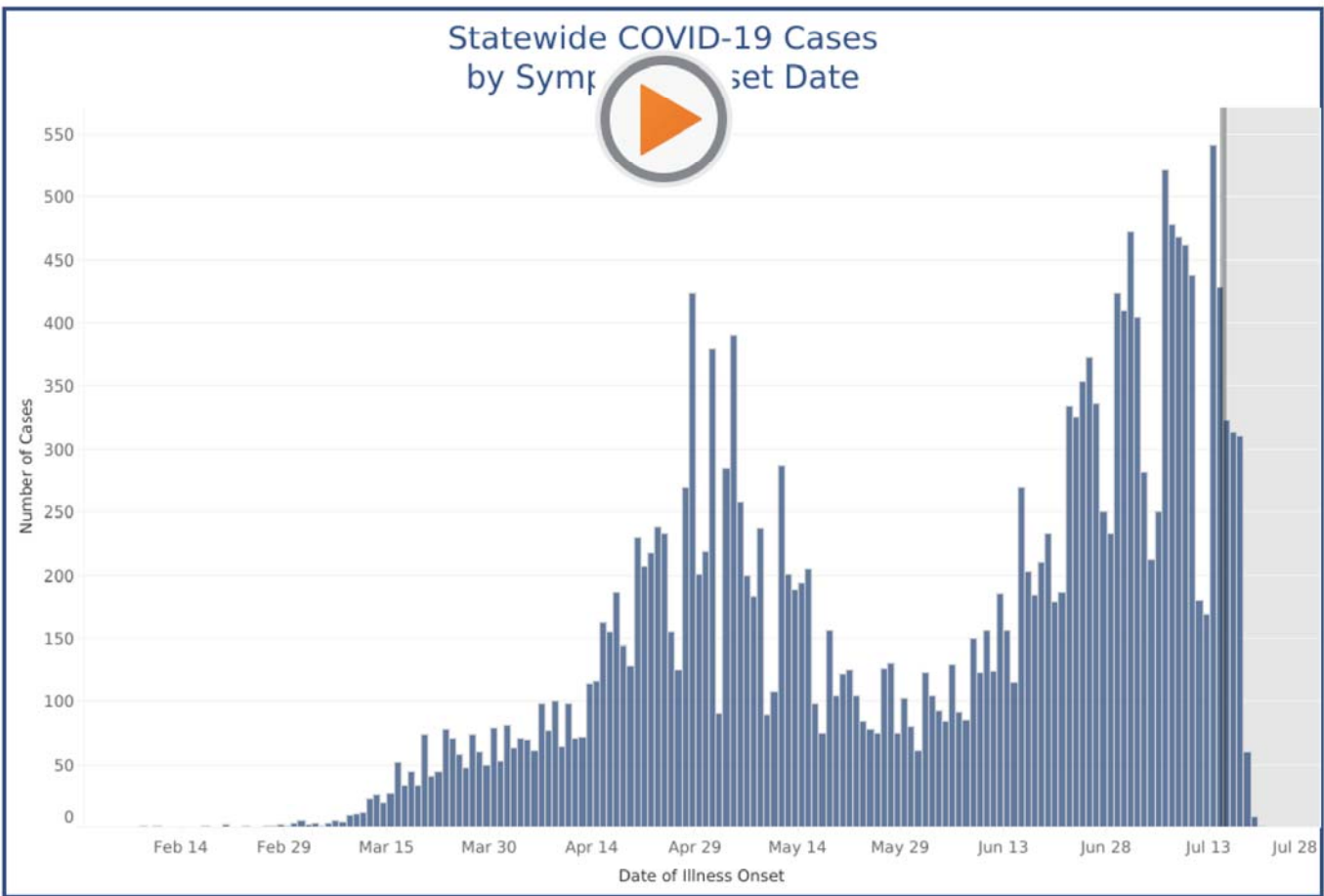
*As of May 7, 2020, confirmed and probable cases are included in the case totals. A confirmed case is defined as a person who tested positive by molecular testing for the novel coronavirus (SARS-CoV-2), which causes Coronavirus Disease 2019 (COVID-19). A probable case is defined as a person with: a) presumptive lab evidence (serology) with COVID-19 symptoms or epi-linked to a confirmed case, or b) no lab testing with COVID-19 symptoms and epi-linked to a confirmed case. Cases are based on individual people, not on the number of tests. A person with multiple positive tests is only counted once.

Case counts are preliminary and subject to verification.
Last updated: 07/20/2020 at 9:00 AM..

State Map of COVID-19 Cases

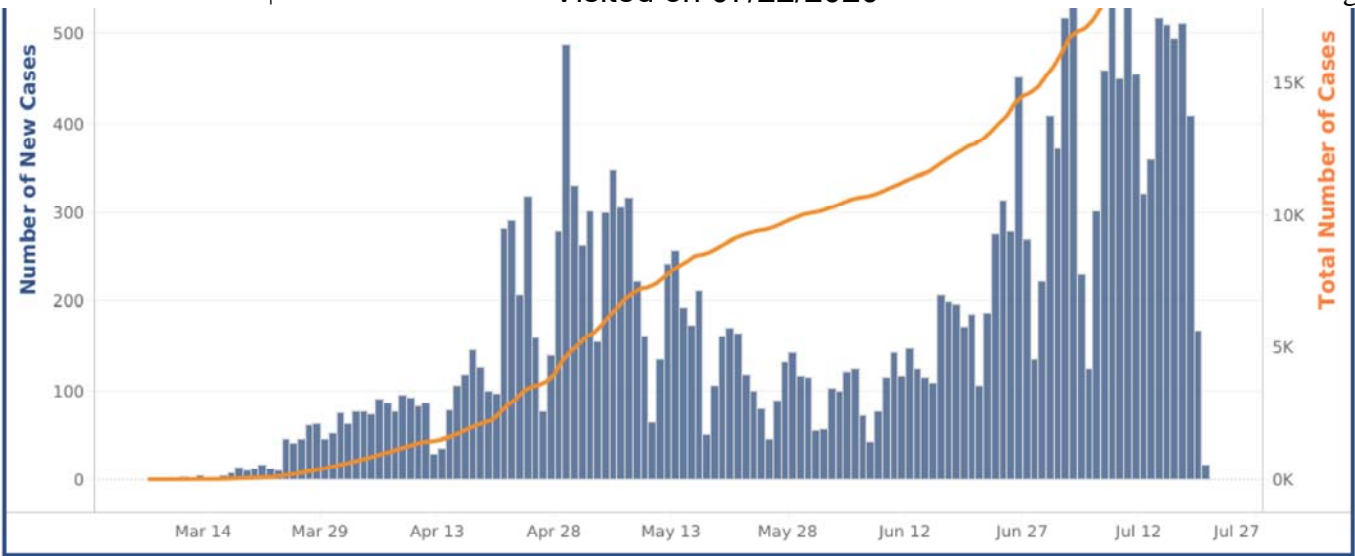


© 2020 Mapbox © OpenStreetMap



IMPORTANT NOTE: If symptom onset date is missing, the date of specimen collection is used as a proxy for the onset date.





Cases by County

+ a b | e a u

[Accessibility](#)

[Copyright](#)

[FAQs](#)

[Privacy Policy](#)

[Site Map](#)