



(1)

REVIEWED
 By Chris at 1:01 pm, Sep 17, 2020

COVID-19 Statistics

<p>Confirmed Cases</p> <p>268,207</p>	<p>Deaths</p> <p>8,392</p>	<p>Total Tests Performed*</p> <p>4,920,938</p>
<p>Recovery Rate**</p> <p>96%</p>		

*Total number of tests performed and reported electronically for testing of COVID-19 at IDPH, commercial or hospital laboratories. All numbers displayed are provisional and will change.

** Recovered cases are defined as persons with initial positive specimen collection date > 42 days who have not expired.

Recovery rate is calculated as the recovered cases divided by the sum of recovered cases and deceased cases.

Information regarding the number of persons under investigation updated on 9/17/2020.

[By County](#) [By Zip](#)

Select Zip:

Illinois

The data on this site is what has been entered into Illinois' National Electronic Disease Surveillance System (I-NEDSS) data system. The data is constantly being entered and may change as cases are investigated. Therefore, numbers may vary from other sites where data is published.

*Data shown is >5 cases per zip code which is consistent with Collection, Disclosure, and Confidentiality of Health Statistics (77 Ill. Adm. Code 1005).

It should be assumed that COVID-19 exposure can occur in every county in IL.

Zip code is zip code of residence, which may not be location of exposure.

 Search

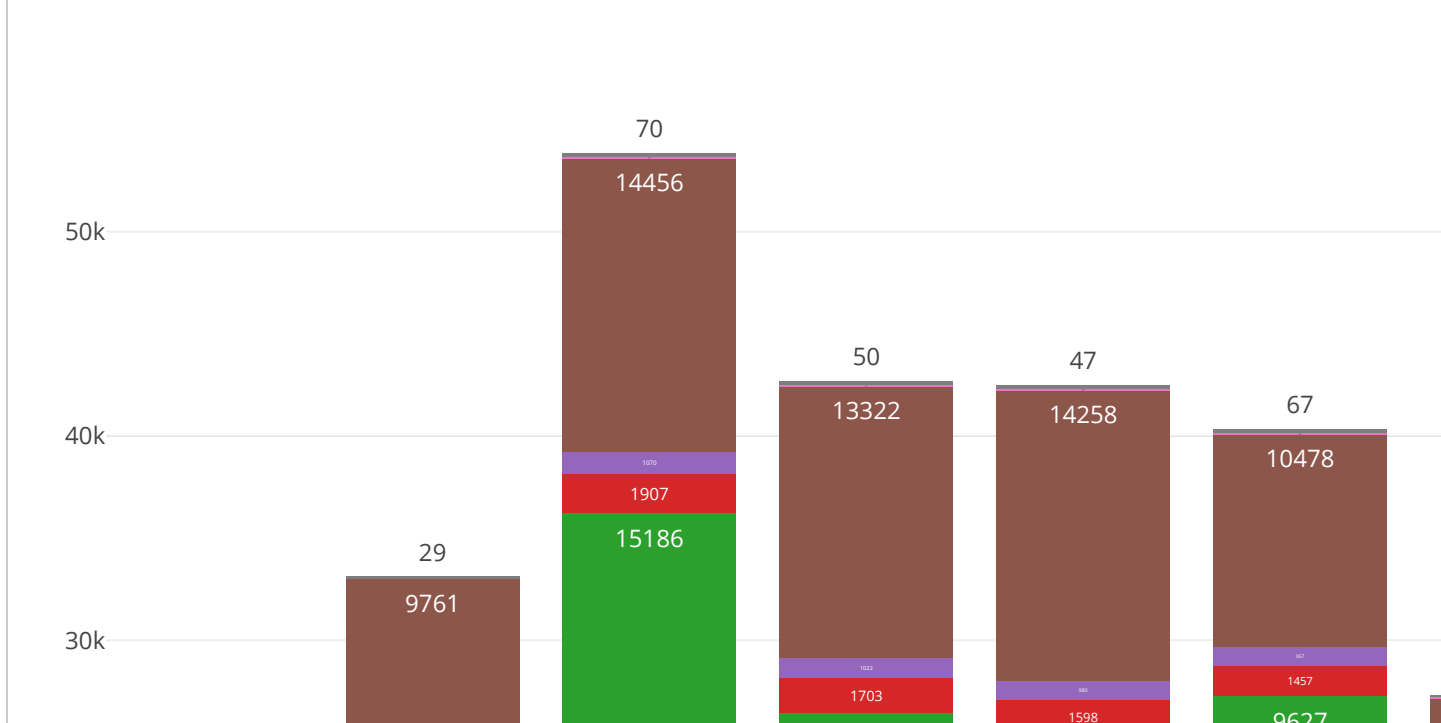
Zip	Tested	Confirmed Cases	Deaths
<u>60002</u>	3,868	205	N/A
<u>60004</u>	19,248	642	N/A
<u>60005</u>	10,232	427	N/A
<u>60007</u>	8,680	562	N/A
<u>60008</u>	8,486	536	N/A
<u>60010</u>	11,599	508	N/A
<u>60012</u>	2,479	149	N/A
<u>60013</u>	4,995	290	N/A

Zip	Tested	Confirmed Cases	Deaths
60014	10,324	651	N/A
60015	8,169	341	N/A

1	2	3	4	5	6	7	8	9	10	11	12	13	14	15	16	17	18	19
20	21	22	23	24	25	26	27	28	29	30	31	32	33	34	35	36		
37	38	39	40	41	42	43	44	45	46	47	48	49	50	51	52	53		
54	55	56	57	58	59	60	61	62	63	64	65	66	67	68	69	70		
71	72	73	74	75	76	77	78	79	80	81	82	83	84	85	86	87		
88	89	90	91	92	93	94	95	96	97	98	99	100	101	102	103			
104	105	106	107	108	All													

Age Demographics

Confirmed Cases	Tested	Deaths
---------------------------------	------------------------	------------------------

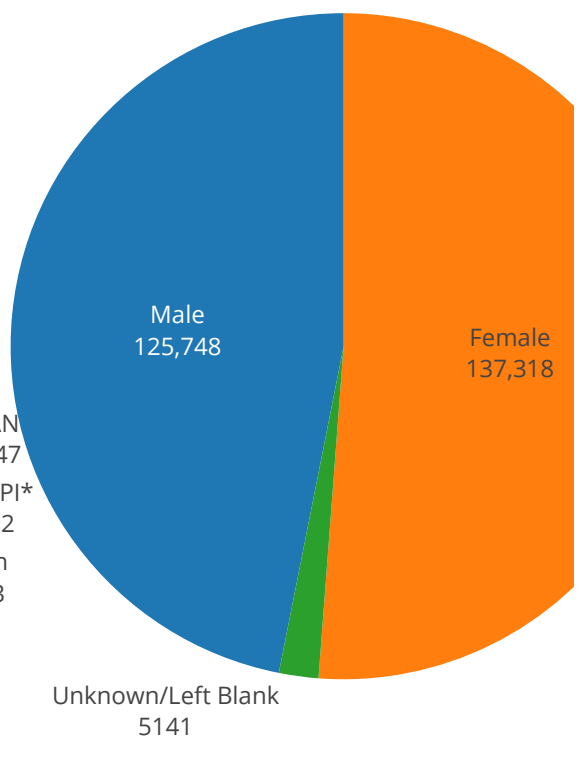
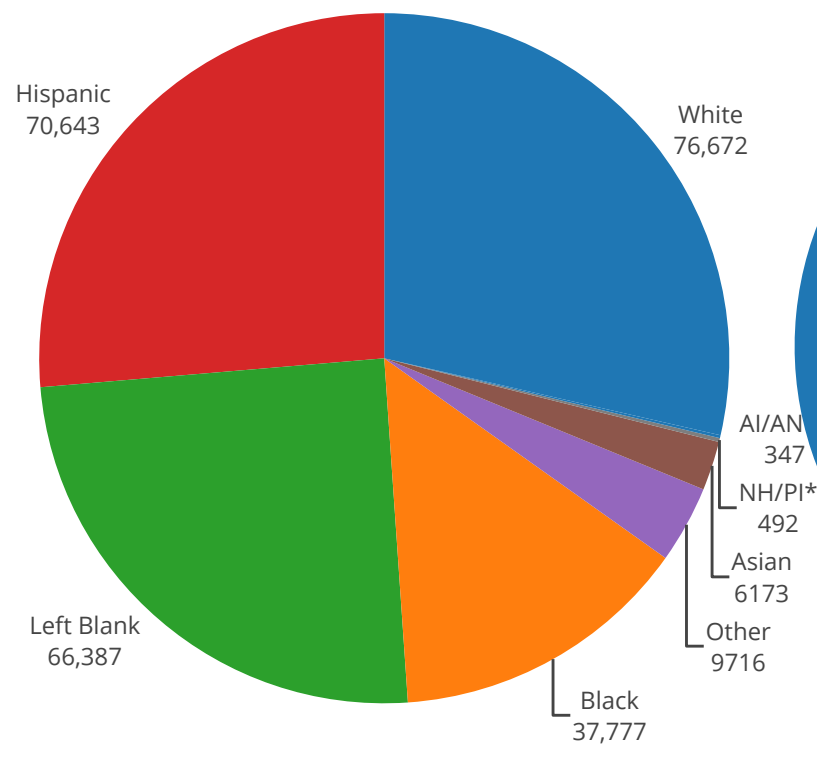


Race Demographics

Gender

Confirmed Cases Tested Deaths

Confirmed Cases Tested Deaths



*Native Hawaiian or Other Pacific Islander

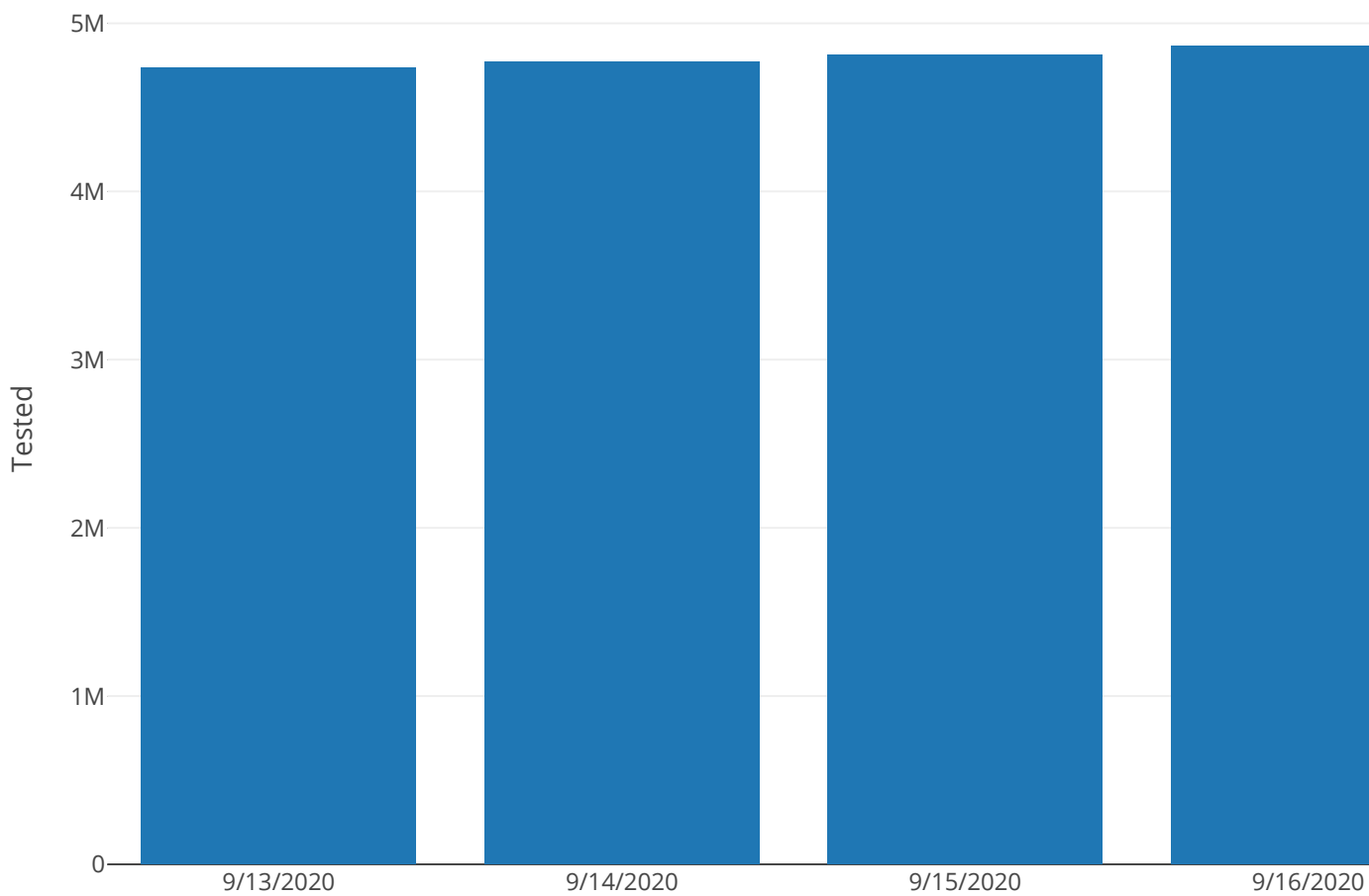
**American Indian or Alaskan Native

Tested Results Last 5 days

Tested

Cases

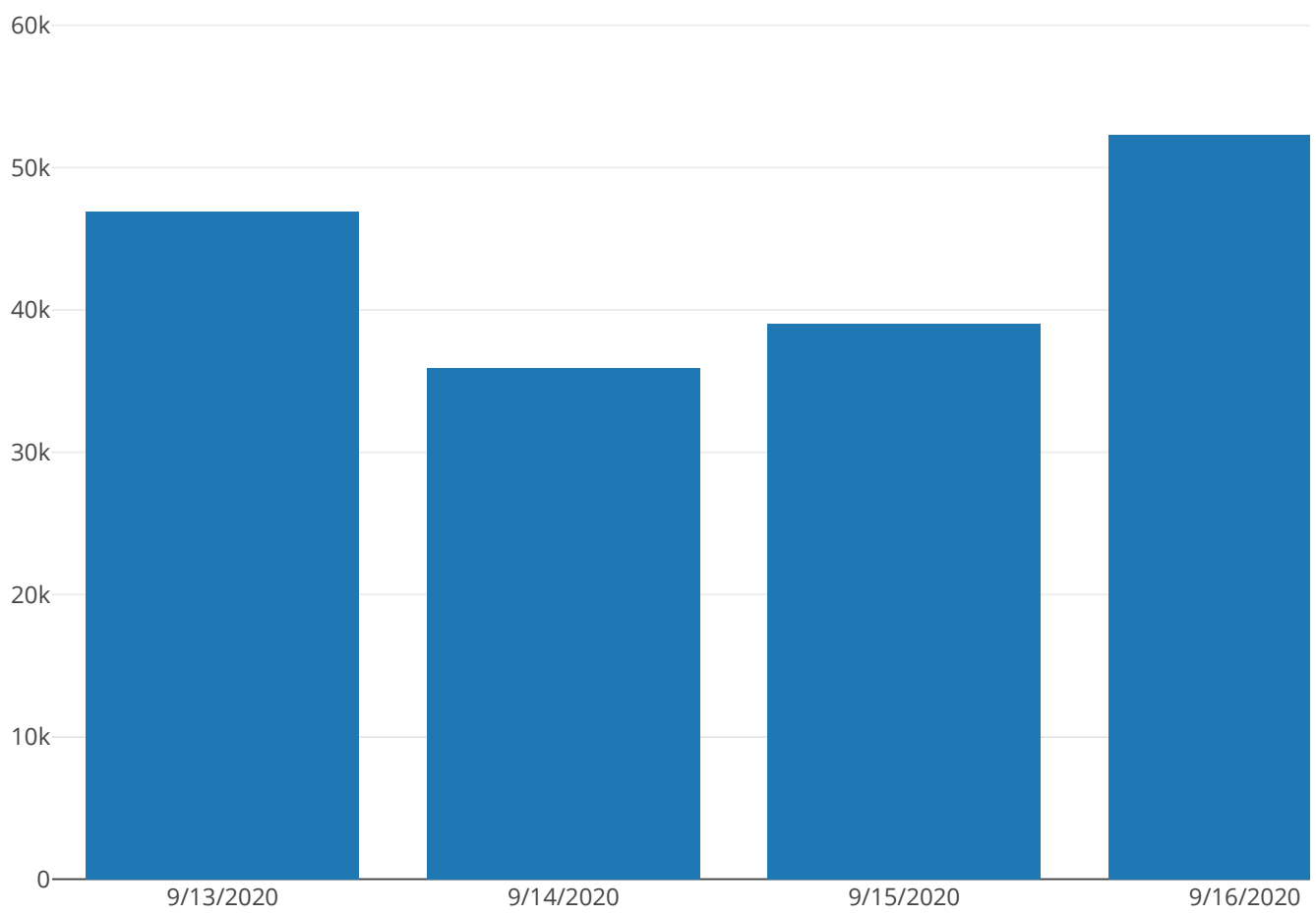
Deaths



5d 10d 30d All Time

Tested Change Last 5 days

Tested Cases Deaths



<u>5d</u>	<u>10d</u>	<u>30d</u>	<u>All Time</u>
-----------	------------	------------	-----------------

Protecting health, improving lives.

© 2020 Illinois Department of Public Health.

[Privacy \(/content/privacy-policy\)](/content/privacy-policy)