



SUBSCRIBE

healthline

Search Healthline



ADVERTISEMENT

REVIEWED

By Chris at 9:27 am, Jul 27, 2020

Chondromalacia

Medically reviewed by [William Morrison, MD](#) — Written by Suzanne Allen — Updated on September 16, 2018

f [Causes](#) [Risk factors](#) [Symptoms](#) [Diagnosis](#) [Treatment](#) [Prevention](#)

t

What is chondromalacia patellae?

p

e Chondromalacia patellae, also known as “[runner’s knee](#),” is a condition where the cartilage on the undersurface of the [patella](#) (kneecap) deteriorates and softens. This condition is common among young, athletic individuals, but may also occur in older adults who have [arthritis of the knee](#).

Chondromalacia is often seen as an overuse injury in sports, and sometimes taking a few days off from training can produce good results. In other cases, improper knee alignment is the cause and simply resting doesn’t provide relief. The symptoms of runner’s knee are knee pain and grinding sensations, but many people who have it never seek medical treatment.




ADVERTISEMENT

What causes chondromalacia patellae?

Your kneecap normally resides over the front of your knee joint. When you bend your knee, the backside of your kneecap glides over the cartilage of your [femur](#), or thigh bone, at the knee. Tendons and ligaments attach your kneecap to your shinbone and thigh muscle. When any of these components fails to move properly, it can cause your kneecap to rub up against your thigh bone. This abnormal rubbing can lead to deterioration in the [patella](#), resulting in chondromalacia patellae, or runner's knee.



Proper kneecap movement may result from:

-  poor alignment due to a congenital condition
-  weak hamstrings and [quadriceps](#) (the muscles in the back and front of your thighs, respectively)
-  muscle imbalance between the [adductors](#) and abductors (the muscles on the outside and inside of your thighs)
 - repeated stress to your knee joints, such as from running, skiing, or jumping
 - a direct blow or trauma to your kneecap

Who is at risk for chondromalacia patellae?

There are a variety of factors that may increase your risk for developing chondromalacia patellae.

Age

Adolescents and young adults are at high risk for this condition. During growth spurts, the muscles and bones develop rapidly, which may contribute to short-term muscle imbalances.

Sex

Females are more likely than males to develop runner's knee, as they typically possess less muscle mass than males. This can cause abnormal knee positioning, as well as more lateral (side) pressure on the kneecap.

Flat feet

Having flat feet may place more stress on the knee joints than having higher arches would.

f

Previous injury

For injury to the kneecap, such as a [dislocation](#), can increase your risk of developing runner's knee.

p

High activity level

If you have a high activity level or engage in frequent exercises that place pressure on your knee joints, this can increase the risk for knee problems.

Arthritis

Runner's knee can also be a symptom of [arthritis](#), a condition causing inflammation to the joint and tissue. Inflammation can prevent the kneecap from functioning properly.

ADVERTISEMENT

What are the symptoms of chondromalacia patellae?

Chondromalacia patellae will typically present as pain in the knee region, known as patellofemoral pain. You may feel sensations of grinding or cracking when bending or extending your knee. Pain may worsen after sitting for a prolonged period of time or during activities that apply extreme pressure to your knees, such as standing for an **f** ended period or exercising.

t to your doctor if you have knee pain that doesn't improve within a few days.

F

pagnosing and grading chondromalacia **atellae**

Your doctor will look for areas of swelling or tenderness in your knee. They may also look at how your kneecap aligns with your thigh bone. A misalignment can be an indicator of chondromalacia patellae. Your doctor may also apply resistive pressure to your extended kneecap to determine the tenderness and severity.

Afterward, your doctor may request any of the following tests to aid in diagnosis and grading:

- **X-rays** to show bone damage or signs of misalignment or arthritis
- magnetic resonance imaging (MRI) to view cartilage wear and tear
- **arthroscopic exam**, a minimally invasive procedure to visualize the inside of the knee that involves inserting an endoscope and camera into the knee joint

Grading

There are four grades, ranging from grade 1 to 4, that designate the severity of runner's knee. Grade 1 is least severe, while grade 4 indicates the greatest severity.

- **Grade 1** severity indicates softening of the cartilage in the knee area.
- **Grade 2** indicates a softening of the cartilage along with abnormal surface characteristics. This usually marks the beginning of tissue erosion.
- **Grade 3** shows thinning of cartilage with active deterioration of the tissue.
- **Grade 4**, the most severe grade, indicates exposure of the bone with a significant portion of cartilage deteriorated. Bone exposure means bone-to-bone rubbing is likely occurring in the knee.

ADVERTISEMENT



Treatment options for chondromalacia patellae

The goal of treatment is to reduce the pressure on your kneecap and joint. Resting, stabilizing, and icing the joint may be the first line of treatment. The cartilage damage resulting in runner's knee can often repair itself with rest.

Your doctor may prescribe several weeks of anti-inflammatory medication, such as [ibuprofen](#), to reduce inflammation around the joint. If swelling, tenderness, and pain persist, the following treatment options may be explored.

Physical therapy

Physical therapy focusing on strengthening the quadriceps, hamstrings, adductors, and abductors can help improve your muscle strength and balance. Muscle balance will help prevent knee misalignment.

Typically recommended are non-weight-bearing exercises, such as swimming or riding a stationary bike. Additionally, [isometric exercises](#) that involve tightening and releasing your muscles can help to maintain muscle mass.

Surgery

[Arthroscopic surgery](#) may be necessary to examine the joint and determine whether there's misalignment of the knee. This surgery involves inserting a camera into your joint through a tiny incision. A surgical procedure may fix the problem. One common procedure is a lateral release. This operation involves cutting some of your ligaments to ease tension and allow for more movement.

Other surgical options may involve smoothing the back of the kneecap, implanting a [patella](#) graft, or relocating the insertion of the thigh muscle.



Tips to prevent chondromalacia patellae

You can help reduce your risk of developing runner's knee by following these recommendations:

- Avoid repeated stress to your kneecaps. Wear kneepads if you have to spend time on your knees.
- Create muscle balance by strengthening your quadriceps, hamstrings, abductors, and adductors.
- Wear shoe inserts that correct flat feet by increasing your arch. This will decrease the amount of pressure placed on your knees and may realign the kneecap.

Finally, excess body weight may stress your knees. Maintaining a [healthy body weight](#)

can help take pressure off the knees and other joints. You can take steps to lose weight by reducing your sugar and fat intake, eating plenty of vegetables, fruits, and whole grains, and [exercising](#) for at least 30 minutes a day, five times a week.

Last medically reviewed on January 11, 2018

+ 4 sources



FEEDBACK:

READ THIS NEXT

Climbing Stairs for Knee Pain Relief

Medically reviewed by [William Morrison, MD](#)

f Strengthening your knees can ease pain and help you manage osteoarthritis — and one **t**hree of the most effective knee-strengthening exercises is stair-climbing. Learn more...

F [MORE →](#)



Kneecap Tracking - Don't Miss These Reasons It Doesn't Get Better

Poor tracking is not a disease or a syndrome. Usually it is a simple injury process that can be stopped.

[READ MORE →](#)

Chronic Knee Pain

Medically reviewed by [William Morrison, MD](#)

Chronic knee pain is long-term pain in one or both of your knees. Many conditions can cause or contribute to chronic knee pain, so to diagnose your...

[READ MORE →](#)

Runner's Knee

Medically reviewed by [William Morrison, MD](#)

Runner's knee is the common term used to describe any one of several conditions that cause pain around the kneecap. Read more about specific...

[READ MORE →](#)

Everything You Should Know About Repetitive Strain Injury (RSI)

Medically reviewed by [Alana Biggers, MD, MPH](#)

A repetitive strain injury is a gradual buildup of damage to muscles, tendons, and nerves from repetitive motions. Learn more about these preventable...

[READ MORE →](#)

Everything You Need to Know



About Sports Injuries and Rehab

Medically reviewed by [William Morrison, MD](#)

Sports injuries can happen during regular exercise or while playing a sport. They're especially common in children and younger adults. Find out all...

[READ MORE →](#)

Natural Relief from Arthritis Pain

Medically reviewed by [Brenda B. Spriggs, M.D., MPH, FACP](#)

Treatments for arthritis include over-the-counter and prescription medications, but natural and lifestyle remedies also play a key role. Find out more...

[READ MORE →](#)

7 Symptoms of Arthritis in The Knee

Arthritis of the knee is a common problem. There are different types, but they share some symptoms, such as swelling, tenderness, loss of mobility...

[READ MORE →](#)



Treatment for Ankylosing Spondylitis

Medically reviewed by [Nancy Carteron, M.D., FACR](#)

There are ways to treat the pain and slow the progression of ankylosing spondylitis. Learn about available treatment options.

[READ MORE →](#)



Can Any Type of Arthritis Be Reversed?

Medically reviewed by [Brenda B. Spriggs, M.D., MPH, FACP](#)

There are many types of arthritis, which can be managed with a variety of treatments. We'll discuss whether any types are reversible.

[READ MORE →](#)

ADVERTISEMENT


Get our wellness newsletter


Fitness and nutrition tips, health news, and more.


Enter your email


SUBSCRIBE

Your [privacy](#) is important to us



 [Contact Us](#)

 [Contact Us](#)

 [Letters](#)

[Privacy Policy](#)

[Do Not Sell My Info](#)

[Health Topics](#)

[Advertise With Us](#)

[Careers](#)

[Terms Of Use](#)

[Privacy Settings](#)

[Health News](#)

[Advertising Policy](#)

[License Our Content](#)

[Find An Online Doctor](#)

© 2005-2020 Healthline Media a Red Ventures Company. All rights reserved. Our website services, content, and products are for informational purposes only. Healthline Media does not provide medical advice, diagnosis, or treatment. [See additional information.](#)