

**REVIEWED***By Chris at 10:54 am, May 13, 2020*

Coronavirus Disease 2019 (COVID-19)

Cases in the U.S.

Last updated on May 12, 2020

TOTAL CASES
1,342,594
18,106 New Cases*

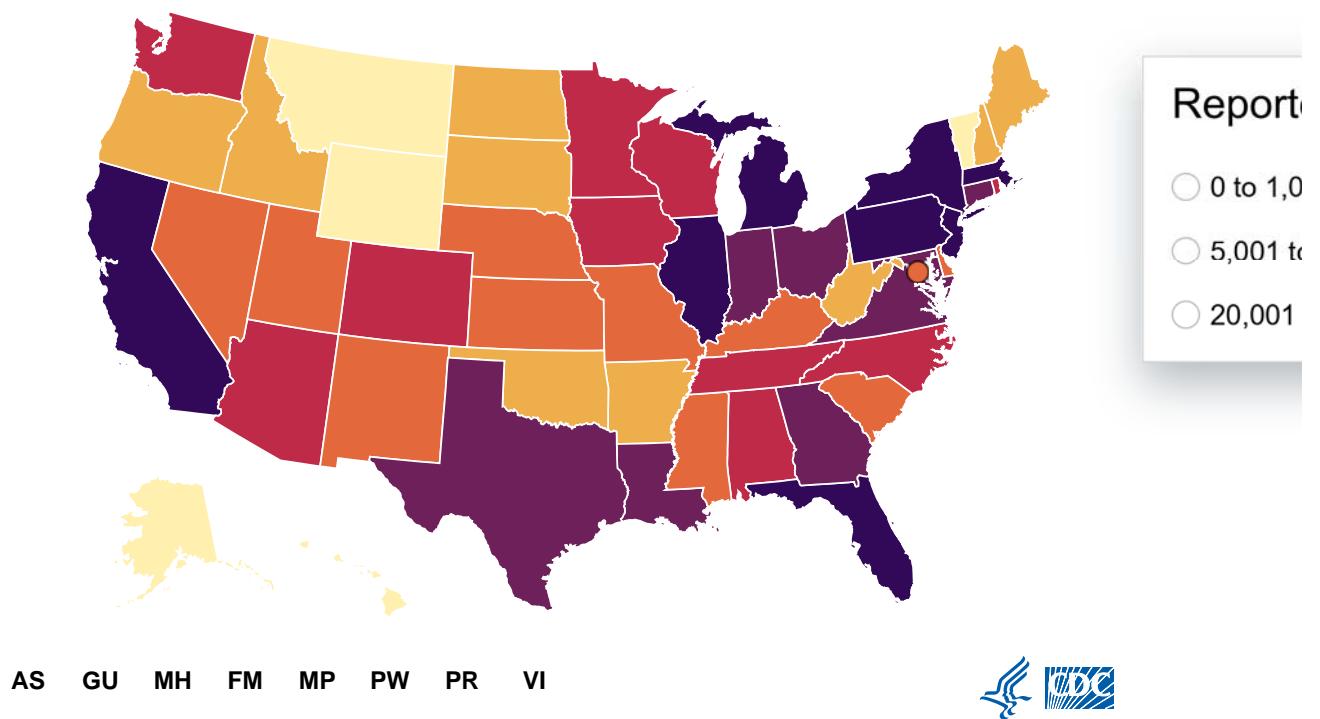
TOTAL DEATHS
80,000
1,064 New Deaths*



Cases & Deaths by State

26 states report more than 10,000 cases of COVID-19.

This map shows COVID-19 cases and deaths reported by U.S. states, the District of Columbia, and U.S. territories. Hover over the map to see the number of cases and deaths reported in each jurisdiction's health department website, click on the jurisdiction on the map.



This map shows COVID-19 cases and deaths reported by U.S. states, the District of Columbia, and U.S. territories. Click on the map or the gray "Jurisdictions" bar to see the number of cases and deaths by jurisdiction.

Add U.S. Map to Your Website

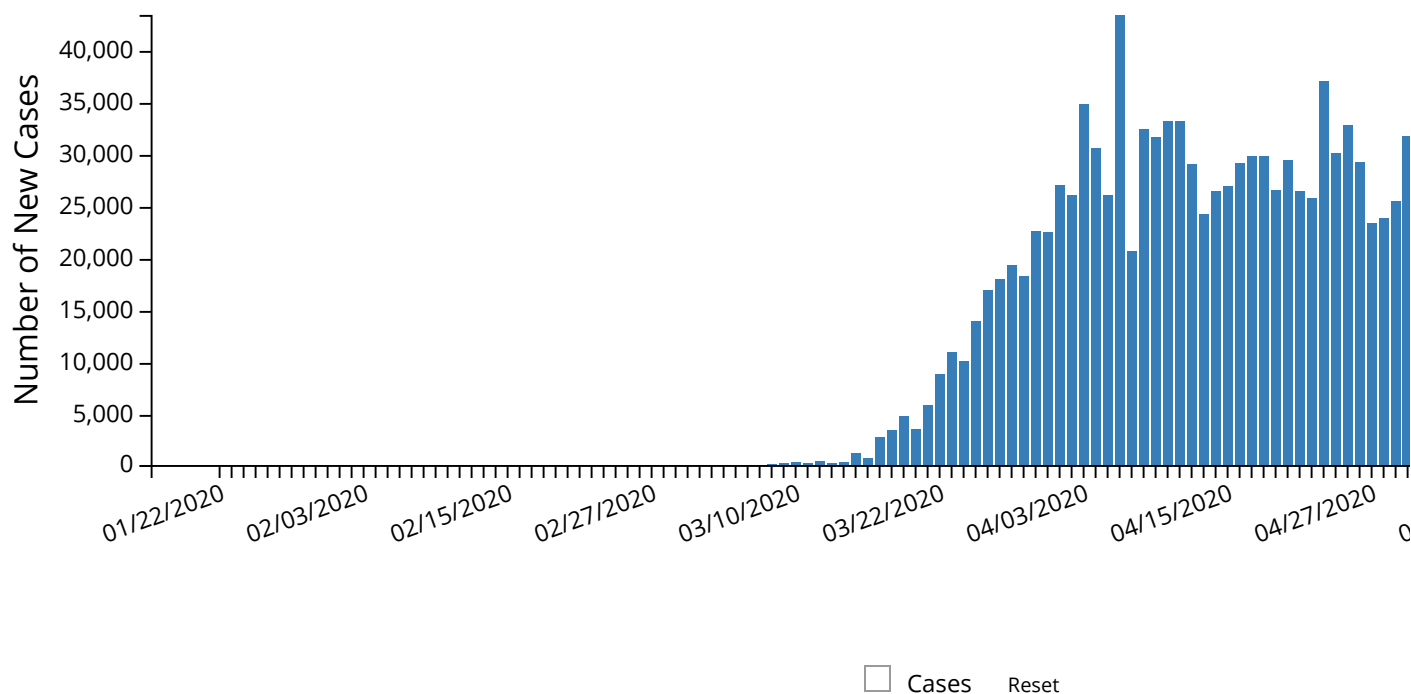
Cases & Deaths by County

Select a state to view the number of cases and deaths by county. This data is courtesy of the CDC.

Select a State

New Cases by Day

The following chart shows the number of new cases of COVID-19 reported by day in the U.S. outbreak.

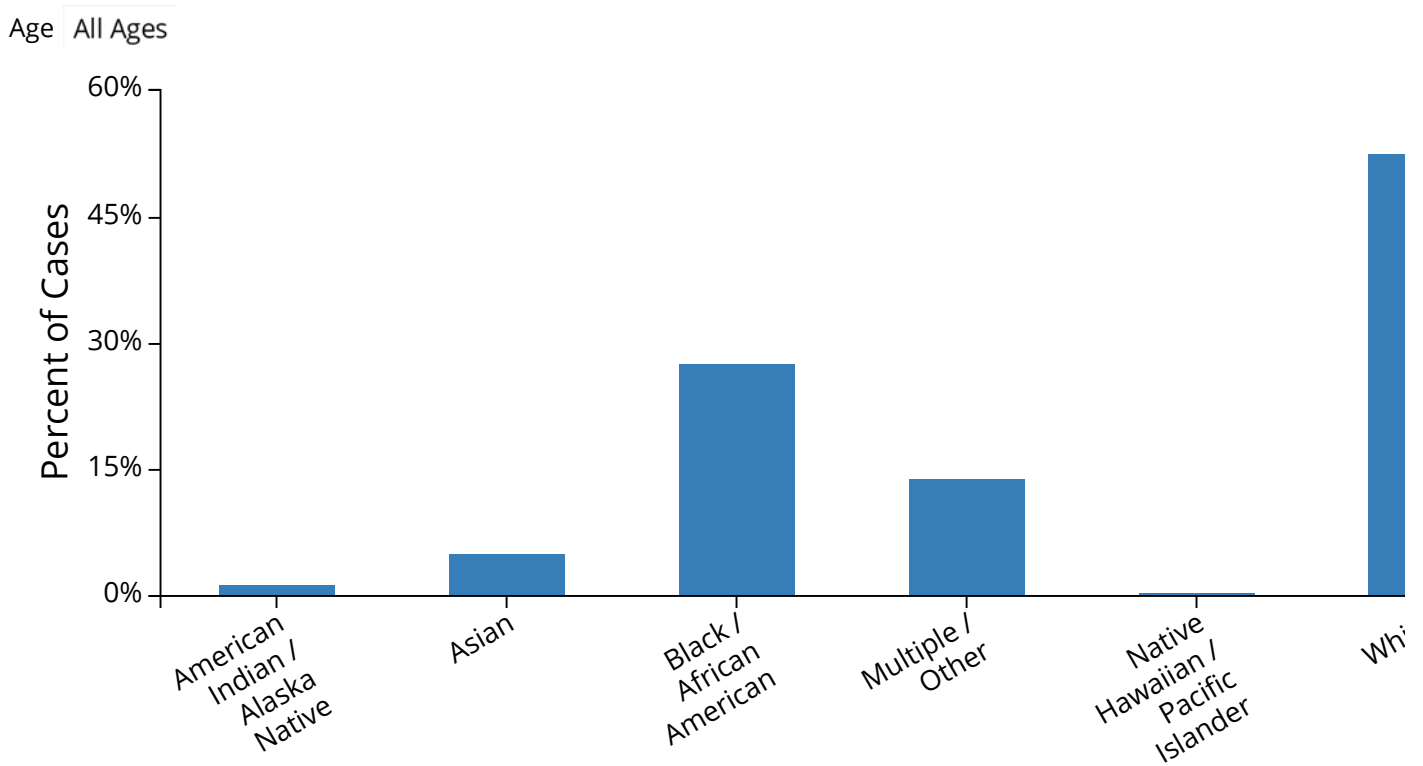


View Data by Date

	01/22/2020	01/23/2020	01/24/2020	01/25/2020	01/26/2020	01/27/2020	01/28/2020
Cases	0	0	1	0	3	0	0

Cases by Race & Age

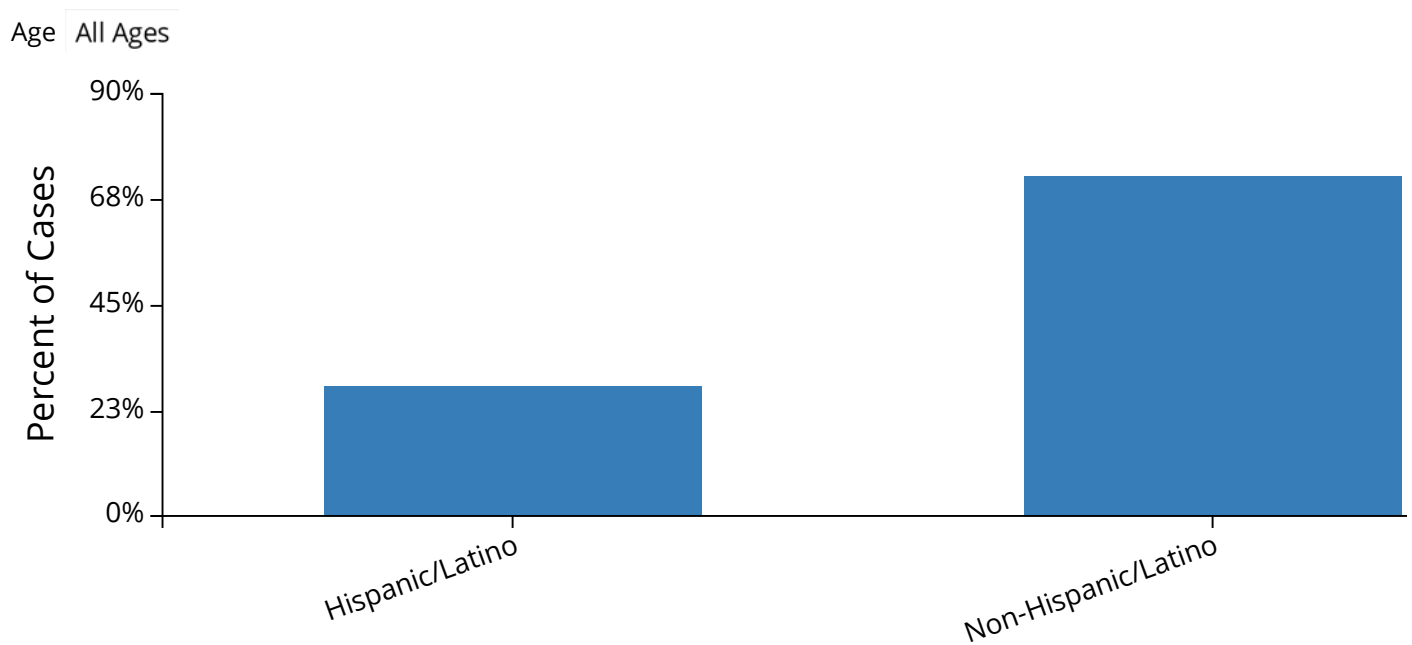
The following chart shows the race of people with COVID-19. Data was collected from 1,040,000 people, but is only available for 492,871 (47.0%) people.

Filtered by Age: All Ages

Percent of Cases

Cases by Ethnicity & Age

The following chart shows the ethnicity of people with COVID-19. Data was collected from ethnicity was only available for 454,328 (43.3%) people.

Filtered by Age: All Ages

Percent of Cases

Previous U.S. COVID-19 Case Data

CDC has moved the following information to the [Previous U.S. COVID-19 Case Data](#)

- When did people in the U.S. get sick from COVID-19,
- How did people in the U.S. get COVID-19, and
- Cases of COVID-19 from Wuhan, China and the Diamond Princess cruise.

About the Data

Updated Daily



This page is updated daily based on data confirmed at 4:00pm ET the day before.

Numbers reported on Saturdays and Sundays are preliminary and not yet confirmed health departments. These numbers may be modified when numbers are updated or

Number of Jurisdictions

There are currently 55 U.S.-affiliated jurisdictions reporting cases of COVID-19. This includes the District of Columbia, Guam, the Northern Mariana Islands, Puerto Rico, and the U.S. Virgin Islands.

Confirmed & Probable Cases

As of April 14, 2020, CDC case counts and death counts include both confirmed and probable cases. This change was made to reflect an [interim COVID-19 position statement](#)   issued by the U.S. Department of Health and Human Services and Territorial Epidemiologists on April 5, 2020. The position statement included a change in the classification of COVID-19 as a nationally notifiable disease.

A confirmed case or death is defined by meeting confirmatory laboratory evidence for

A probable case or death is defined by one of the following:

- Meeting clinical criteria AND epidemiologic evidence with no confirmatory laboratory testing performed for COVID-19
- Meeting presumptive laboratory evidence AND either clinical criteria OR epidemiologic evidence
- Meeting vital records criteria with no confirmatory laboratory testing performed for

More Information

[COVIDView – A Weekly Surveillance Summary of U.S. COVID-19 Activity](#)

[Previous U.S. COVID-19 Case Data](#)

[FAQ: COVID-19 Data and Surveillance](#)

[Testing in the U.S.](#)

[World Map](#)

[Health Departments](#)
