


REVIEWED
By Chris at 9:47 am, May 05, 2020

Coronavirus Disease 2019 (COVID-19)

Cases in the U.S.

Last updated on May 4, 2020

TOTAL CASES

1,152,372

29,763 New Cases*

TOTAL

67

1,719

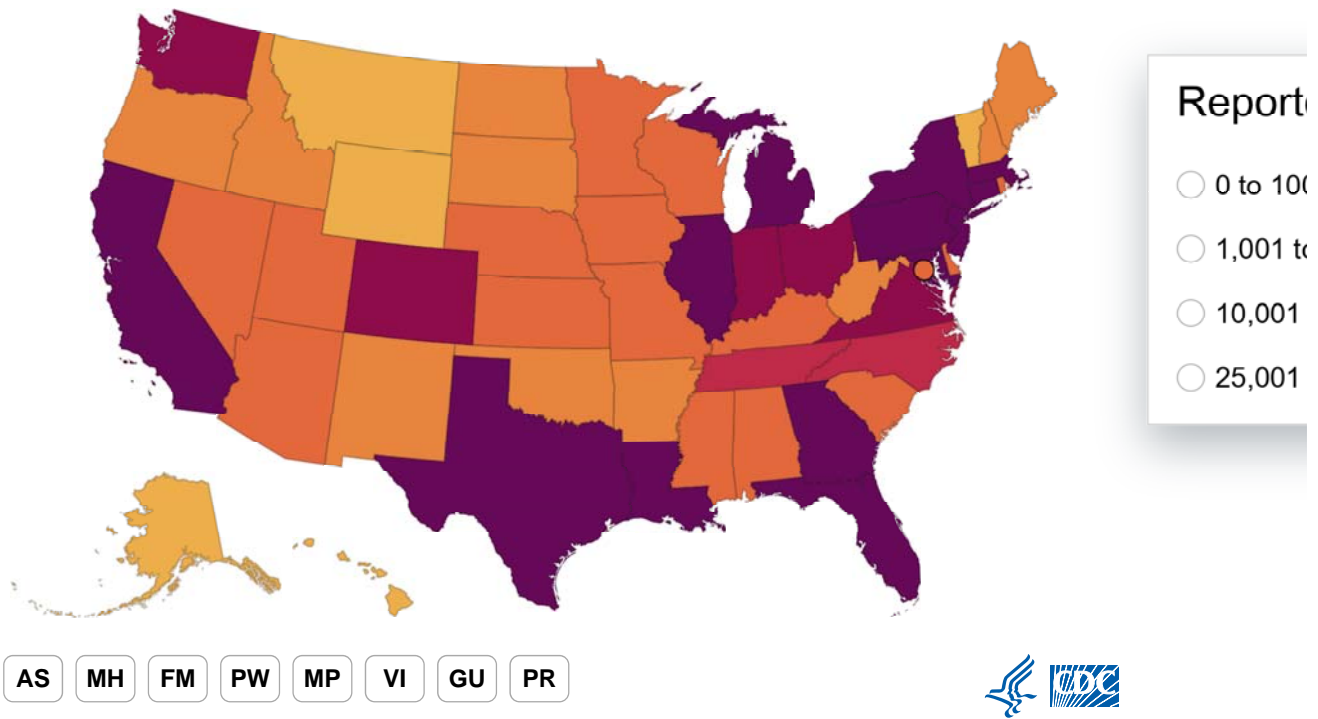


Want More Data?
CDC COVID Data Tracker

Cases & Deaths by State

This map shows COVID-19 cases and deaths reported by U.S. states, the District of Columbia, and Puerto Rico. Each [jurisdiction's health department](#) reports how much the virus has spread.

20 states report more than 10,000 cases of COVID-19.



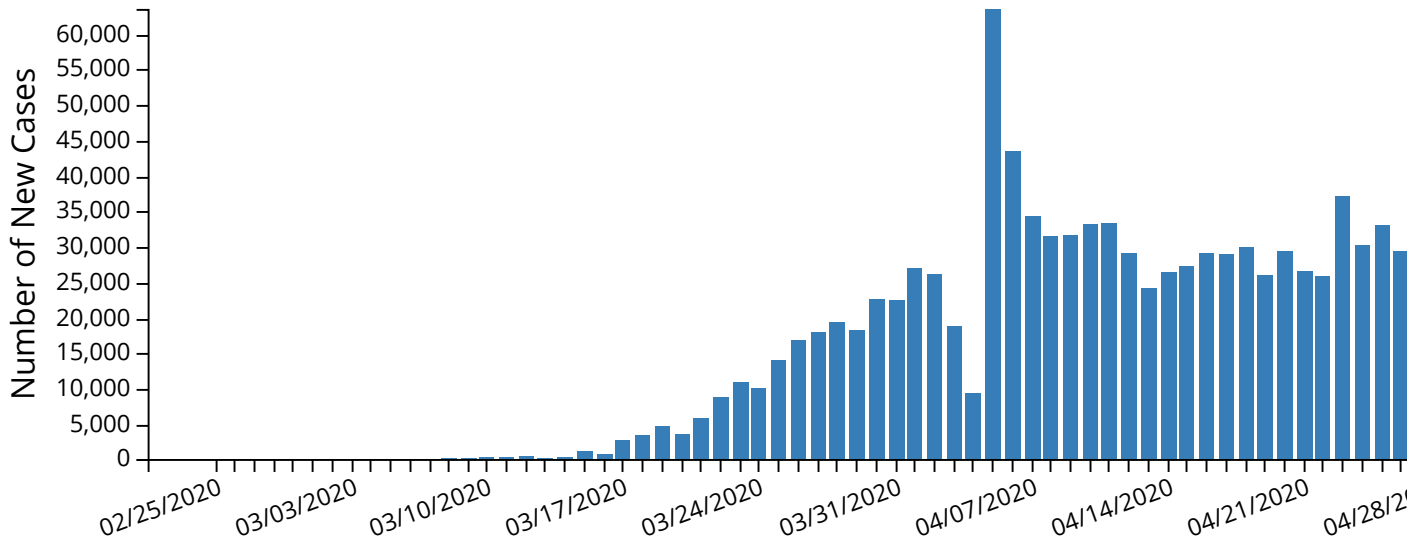
Cases & Deaths by County

Select a state to view the number of cases and deaths by county. This data is courtesy of the CDC.

Select a State

New Cases by Day

The following chart shows the number of new cases of COVID-19 reported by day in the U.S. outbreak.



Cases [Reset](#)

View Data by Date

	02/25/2020	02/26/2020	02/27/2020	02/28/2020	02/29/2020	03/01/2020	03/02/2020
Cases	0	0	1	0	8	6	

Demographic characteristics of COVID-19 cases in the U.S.

Age group (years)	No. of cases (% of total)				
	< 18	18-44	45-64	65-74	75+
Totals	19,601	308,970	299,786	93,018	10,685
Race missing/unspecified	13,221 (67.5%)	194,433 (62.9%)	176,183 (58.8%)	45,469 (48.9%)	4,376 (41.2%)
Race specified	6,380 (32.5%)	114,537 (37.1%)	123,603 (41.2%)	47,549 (51.1%)	6,309 (59.8%)
Among those with race specified					
American Indian or Alaska Native	145 (2.3%)	1,211 (1.1%)	1,008 (0.8%)	276 (0.6%)	181 (1.7%)
Asian	296 (4.6%)	5,968 (5.2%)	6,499 (5.3%)	2,151 (4.5%)	2,395 (22.6%)
Black or African American	1,475 (23.1%)	31,444 (27.5%)	38,166 (30.9%)	15,040 (31.6%)	13,184 (120.3%)
Native Hawaiian or other Pacific Islander	45 (0.7%)	475 (0.4%)	355 (0.3%)	108 (0.2%)	609 (5.7%)
White	3,158 (49.5%)	56,838 (49.6%)	60,887 (49.3%)	25,306 (53.2%)	42,006 (390.3%)
Multiple/other	1,261 (19.8%)	18,601 (16.2%)	16,688 (13.5%)	4,668 (9.8%)	4,390 (40.7%)
Ethnicity missing/unspecified	12,891 (65.8%)	201,060 (65.1%)	187,075 (62.4%)	51,865 (55.8%)	5,000 (47.1%)
Ethnicity specified	6,710 (34.2%)	107,910 (34.9%)	112,711 (37.6%)	41,153 (44.2%)	5,685 (52.9%)
Among those with ethnicity specified					
Hispanic/Latino	2,662 (39.7%)	34,230 (31.7%)	28,465 (25.3%)	7,272 (17.7%)	6,181 (57.5%)
Non-Hispanic/Latino	4,048 (60.3%)	73,680 (68.3%)	84,246 (74.7%)	33,881 (82.3%)	4,500 (42.5%)

Previous U.S. COVID-19 Case Data

CDC has moved the following information to the [Previous U.S. COVID-19 Case Data](#)

- When did people in the U.S. get sick from COVID-19,
- How did people in the U.S. get COVID-19, and
- Cases of COVID-19 from Wuhan, China and the Diamond Princess cruise.

About the Data

Updated Daily



This page is updated daily based on data confirmed at 4:00pm ET the day before.

Numbers reported on Saturdays and Sundays are preliminary and not yet confirmed health departments. These numbers may be modified when numbers are updated or

Number of Jurisdictions

There are currently 55 U.S.-affiliated jurisdictions reporting cases of COVID-19. This includes Alaska, American Samoa, Guam, the Northern Mariana Islands, Puerto Rico, and the U.S. Virgin Islands.

Confirmed & Probable Cases

As of April 14, 2020, CDC case counts and death counts include both confirmed and probable cases. This change was made to reflect an [interim COVID-19 position statement](#)   issued by the National Center for Immunization and Control and Territorial Epidemiologists on April 5, 2020. The position statement included a change in the classification of COVID-19 as a nationally notifiable disease.

A confirmed case or death is defined by meeting confirmatory laboratory evidence for COVID-19.

A probable case or death is defined by one of the following:

- Meeting clinical criteria AND epidemiologic evidence with no confirmatory laboratory testing performed for COVID-19
- Meeting presumptive laboratory evidence AND either clinical criteria OR epidemiologic evidence
- Meeting vital records criteria with no confirmatory laboratory testing performed for COVID-19

More Information

[COVIDView – A Weekly Surveillance Summary of U.S. COVID-19 Activity](#)

[Previous U.S. COVID-19 Case Data](#)

[FAQ: COVID-19 Data and Surveillance](#)

[Testing in the U.S.](#)

[World Map](#)

[Health Departments](#)