

Get news & drug alerts [GO](#)


Search

Browse all medications [A](#) [B](#) [C](#) [D](#) [E](#) [F](#) [G](#) [H](#) [I](#) [J](#) [K](#) [L](#) [M](#) [N](#) [O](#) [P](#) [Q](#) [R](#) [S](#) [T](#) [U](#) [V](#) [W](#) [X](#) [Y](#) [Z](#) [Advanced Search](#) [Phonetic Search](#)

Drugs A to Z

Pill Identifier

Interactions Checker

News &amp; Alerts

Health Professionals

Community

Mednotes

[Drugs A to Z](#) [Drugs by Condition](#) [Drugs by Class](#) [Side Effects](#) [Dosage](#) [Pregnancy](#) [Natural Products](#) [Vet Drugs](#) [Symptom Checker](#) [Harvard Health Topics](#) NEW! [Twitter](#) [Facebook](#) [RSS](#)
[Home](#) > [Drugs A to Z](#) > [B](#) > [Bu](#) > Bupivacaine Prescribing Information

 [Print](#) [Save or Share](#)

## Bupivacaine

Generic Name: Bupivacaine hydrochloride

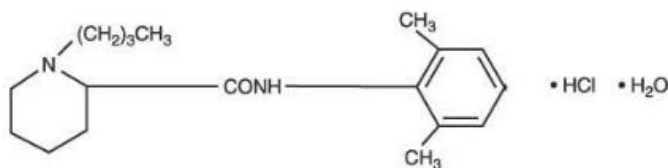
Dosage Form: injection, solution

[Ads by Google](#)[Dental Anesthesiology](#)[adsahome.org](#) ADSA - World's largest society for anesthesia & sedation in dentistry[Breakthrough Back Pain..](#)[www.TexasSpineClinic.com](#) Imagine Being Pain Free. Make Your Dream a Reality. FDA Cleared![Managing Side Effects](#)[CancerCenter.com/CareThatNeverQuits](#) There is hope. Chat privately with our oncology info experts today.

0.25% Bupivacaine HCL 2.5 mg/mL Injection, USP 50 mL Multi Dose Vial

## Description

Bupivacaine Hydrochloride is 2-Piperidinecarboxamide, 1-butyl-N-(2,6-dimethylphenyl)-, monohydrochloride, monohydrate, a white crystalline powder that is freely soluble in 95 percent ethanol, soluble in water, and slightly soluble in chloroform or acetone. It has the following structural formula:



Epinephrine is (-)-3,4-Dihydroxy-a-[(methylamino)methyl] benzyl alcohol. It has the following structural formula:

ADVERTISEMENT

### [New Indication Approved](#)

See Full Prescribing Information  
Afinitor® (everolimus) Tablets  
[www.Afinitor.com/HCP](#)

### [Effective Drug Treatment](#)

Drug Treatment and Rehabilitation Programs.  
Call (877) 680-8223  
[www.TheRecoveryPlace.net/Treatment](#)

### [Drug Addiction Treatment](#)

Lasting Recovery From Alcohol, Drug &  
Addiction Disorders. Call Today!  
[www.TheArbor.com/Rehab](#)

### [Neuropathy Breakthrough](#)

Clinically Proven Natural Solution to  
Neuropathy - 90% Success Rate  
[Neuropathy.RealFoodNutrients.com](#)



Ads by Google

Sign In or Register

[Forgot password?](#)



Sign In

## Related Bupivacaine Information



**Approval History**  
Drug history at FDA



**Pregnancy Category**  
Risk cannot be ruled out



**Availability**  
Prescription only



**CSA Schedule**  
Not a controlled drug

Reviews

Average User Rating

1 [User Review](#)
 10 [Rate it!](#)

## Related Pages

[Detailed Side Effects](#)  
[Drug Interactions](#)
[Pregnancy & Breastfeeding Support Group Q & A](#)

## Drug Class

[Local injectable anesthetics](#)

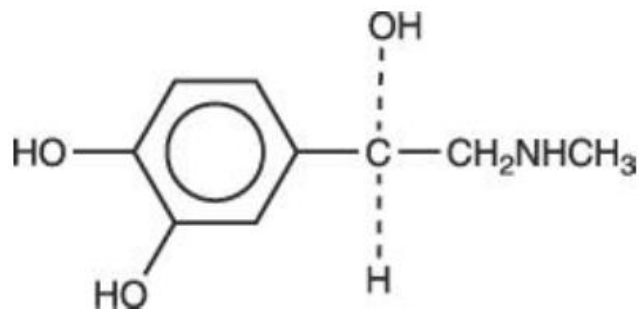
ADVERTISEMENT

## Related Drugs

local injectable anesthetics  
[lidocaine](#), [Marcaine](#),  
[Novocain](#),  
[epinephrine/lidocaine](#),  
[tetracaine](#), [procaine](#)

Local Anesthesia  
[lidocaine ophthalmic](#)  
[cocaine topical](#)  
[Marcaine](#)  
[Novocain](#)  
[epinephrine/lidocaine](#)  
[tetracaine topical](#)  
[procaine](#)  
[Naropin](#)  
[ropivacaine](#)  
[Nupercainal](#)  
[Septocaine](#)  
[Carbocaine](#)  
[More...](#)

[Cesarean Section](#)  
[Marcaine](#)



[cefotaxime](#)  
[piperacillin](#)  
[Claforan](#)  
[cefoxitin](#)  
[Mefoxin](#)  
[cefotetan](#)  
[Naropin](#)  
[ropivacaine](#)  
[Sensorcaine](#)  
[Cefotan](#)  
[More...](#)

Bupivacaine Hydrochloride is available in sterile isotonic solutions with and without epinephrine (as bitartrate) 1:200,000 for injection via local infiltration, peripheral nerve block, and caudal and lumbar epidural blocks. Solutions of Bupivacaine Hydrochloride may be autoclaved if they do not contain epinephrine. Solutions are clear and colorless. Bupivacaine is related chemically and pharmacologically to the aminoacyl local anesthetics. It is a homologue of mepivacaine and is chemically related to lidocaine. All three of these anesthetics contain an amide linkage between the aromatic nucleus and the amino, or piperidine group. They differ in this respect from the procaine-type local anesthetics, which have an ester linkage.

Bupivacaine Hydrochloride Injection, USP is available in sterile, isotonic solutions containing Bupivacaine hydrochloride in water for injection with characteristics as follows:

#### Bupivacaine Hydrochloride Injection, USP (without epinephrine)

Concentration	Bupivacaine Hydrochloride mg/mL	Sodium Chloride mg/mL
0.25%	2.5	8.6
0.5%	5	8.1
0.75%	7.5	7.6

May contain sodium hydroxide and/or hydrochloric acid for pH adjustment. (See HOW SUPPLIED section for pH information.)

Multiple-dose vials contain methylparaben 1 mg/mL added as a preservative.

Bupivacaine and Epinephrine Injection, USP is available in sterile, isotonic solutions containing Bupivacaine hydrochloride and epinephrine 1:200,000 with characteristics as follows:

#### Bupivacaine and Epinephrine Injection, USP

Concentration (Bupivacaine HCL)	Bupivacaine Hydrochloride (mg/mL)	Epinephrine 1:200,000 (mcg/mL)	Sodium Chloride (mg/mL)
0.25%	2.5	5	8.5
0.5%	5	5	8.5
0.75	-	-	-

Sodium metabisulfite 0.1 mg/mL added as antioxidant and edetate calcium disodium, anhydrous 0.1 mg/mL added as stabilizer. May contain sodium hydroxide and/or hydrochloric acid for pH adjustment. (See HOW SUPPLIED section for pH information.) Multipledose vials contain methylparaben 1 mg/mL added as a preservative. Single-dose solutions contain no added bacteriostat or anti-microbial agent and unused portions should be discarded after use.

## Clinical Pharmacology

Local anesthetics block the generation and the conduction of nerve impulses, presumably by increasing the threshold for electrical excitation in the nerve, by slowing the propagation of the

### FDA Consumer Updates

- [Combating Antibiotic Resistance](#)
- [A Guide to Safe Use of Pain Medicine](#)
- [Get Set for Winter Illness Season](#)
- [Hyland's Teething Tablets: Questions and Answers](#)

[More FDA Updates...](#)

### Get Updates by Email

Email me about bupivacaine systemic:

News and Warnings related to this drug

Also send the Drugs.com monthly newsletter  
FDA Medwatch Alerts for all medications



#### ADVERTISEMENT

#### [Lower Your Blood Pressure - The All Natural Way](#)

The only non-drug medical device clinically proven to lower blood pressure [www.resperate.com](http://www.resperate.com)

#### [\\$350,000 in Life Insurance](#)

Protect Your Family Today. Coverage as low as \$13.04/month. [Free Quote Here](#) [BestQuoteMarket.com](http://BestQuoteMarket.com)

#### [Weight Loss Medicine](#)

Immediate weight loss - reduces fat absorption - less fat means less pounds [www.pharmcom.com](http://www.pharmcom.com)

nerve impulse, and by reducing the rate of rise of the action potential. In general, the progression of anesthesia is related to the diameter, myelination, and conduction velocity of affected nerve fibers. Clinically, the order of loss of nerve function is as follows: (1) pain, (2) temperature, (3) touch, (4) proprioception, and (5) skeletal muscle tone. Systemic absorption of local anesthetics produces effects on the cardiovascular and central nervous systems (CNS). At blood concentrations achieved with normal [therapeutic](#) doses, changes in cardiac conduction, excitability, refractoriness, contractility, and peripheral vascular resistance are minimal. However, toxic blood concentrations depress cardiac conduction and excitability, which may lead to atrioventricular block, ventricular arrhythmias, and cardiac arrest, sometimes resulting in fatalities.

In addition, myocardial contractility is depressed and peripheral vasodilation occurs, leading to decreased cardiac output and arterial blood pressure. Recent clinical reports and animal research suggest that these cardiovascular changes are more likely to occur after unintended intravascular injection of Bupivacaine. Therefore, incremental dosing is necessary. Following systemic absorption, local anesthetics can produce central nervous system stimulation, depression, or both. Apparent central stimulation is manifested as restlessness, tremors and shivering progressing to convulsions, followed by depression and coma progressing ultimately to respiratory arrest. However, the local anesthetics have a primary depressant effect on the medulla and on higher centers. The depressed stage may occur without a prior excited state.

**Pharmacokinetics:** The rate of systemic absorption of local anesthetics is dependent upon the total dose and concentration of drug administered, the route of administration, the vascularity of the administration site, and the presence or absence of epinephrine in the anesthetic solution. A dilute concentration of epinephrine (1:200,000 or 5 mcg/mL) usually reduces the rate of absorption and peak plasma concentration of Bupivacaine Hydrochloride, permitting the use of moderately larger total doses and sometimes prolonging the duration of [action](#).

The onset of action with Bupivacaine Hydrochloride is rapid and anesthesia is long lasting. The duration of anesthesia is significantly longer with Bupivacaine Hydrochloride than with any other commonly used local anesthetic. It has also been noted that there is a period of analgesia that persists after the return of sensation, during which time the need for strong analgesics is reduced. Local anesthetics are bound to plasma proteins in varying degrees. Generally, the lower the plasma concentration of drug the higher the percentage of drug bound to plasma proteins.

Local anesthetics appear to cross the placenta by passive diffusion. The rate and degree of diffusion is governed by (1) the degree of plasma protein binding, (2) the degree of ionization, and (3) the degree of lipid solubility. Fetal/maternal ratios of local anesthetics appear to be inversely related to the degree of plasma protein binding, because only the free, unbound drug is available for placental transfer. Bupivacaine Hydrochloride with a high protein binding capacity (95%) has a low fetal/maternal ratio (0.2 to 0.4). The extent of placental transfer is also determined by the degree of ionization and lipid solubility of the drug. Lipid soluble, nonionized drugs readily enter the fetal blood from the maternal circulation. Depending upon the route of administration, local anesthetics are distributed to some extent to all body tissues, with high concentrations found in highly perfused organs such as the liver, [lungs](#), heart, and brain.

Pharmacokinetic studies on the plasma profile of Bupivacaine Hydrochloride after direct intravenous injection suggest a three compartment open model. The first compartment is represented by the rapid intravascular distribution of the drug. The second compartment represents the equilibration of the drug throughout the highly perfused organs such as the brain, myocardium, lungs, kidneys, and liver. The third compartment represents an equilibration of the drug with poorly perfused tissues, such as muscle and fat. The elimination of drug from tissue distribution depends largely upon the ability of binding sites in the circulation to carry it to the liver where it is metabolized. After injection of Bupivacaine Hydrochloride for caudal, epidural, or peripheral nerve block in man, peak levels of Bupivacaine in the blood are reached in 30 to 45 minutes, followed by a decline to insignificant levels during the next three to six hours. Various pharmacokinetic parameters of the local anesthetics can be significantly altered by the presence of hepatic or renal disease, addition of epinephrine, factors affecting urinary pH, renal blood flow, the route of drug administration, and the age of the patient. The half-life of Bupivacaine Hydrochloride in adults is 2.7 hours and in neonates 8.1 hours. In clinical studies, elderly patients reached the maximal spread of analgesia and maximal motor blockade more rapidly than younger patients. Elderly patients also exhibited higher peak plasma concentrations following administration of this product. The total plasma clearance was decreased in these patients.

Amide-type local anesthetics such as Bupivacaine Hydrochloride are metabolized primarily in the liver via conjugation with glucuronic acid. Patients with hepatic disease, especially those with severe hepatic disease, may be more susceptible to the potential toxicities of the amide-type local anesthetics. Pipecoloxylidine is the major metabolite of Bupivacaine Hydrochloride. The kidney is the main excretory organ for most local anesthetics and their metabolites. Urinary excretion is affected by urinary perfusion and factors affecting urinary pH. Only 6% of Bupivacaine is excreted unchanged in the urine. When administered in recommended doses and

concentrations, Bupivacaine Hydrochloride does not ordinarily produce irritation or tissue damage and does not cause methemoglobinemia.

Ads by Google

[Official Site - TAMIFLU®](#)

(oseltamivir phosphate) Learn more about prescription TAMIFLU here.

[TAMIFLU.com](#)

[Addictions Treatment -FL](#)

Safe, Secure & Stable Environment For Recovering Addicts. Call Us!

[www.bocahouse.com](#)

[Phentramine HCL 37.5 mg](#)

Free Shipping options Low price \$41 No script - No Hidden Fees!

[pghp.com/phentramine](#)

## Indications and Usage

Bupivacaine Hydrochloride is indicated for the production of local or regional anesthesia or analgesia for surgery, dental and oral surgery procedures, diagnostic and therapeutic procedures, and for obstetrical procedures. Only the 0.25% and 0.5% concentrations are indicated for obstetrical anesthesia. (See WARNINGS.) Experience with nonobstetrical surgical procedures in [pregnant](#) patients is not sufficient to recommend use of 0.75% concentration of Bupivacaine Hydrochloride in these patients. Bupivacaine Hydrochloride is not recommended for intravenous regional anesthesia (Bier Block). (See WARNINGS.) The routes of administration and indicated Bupivacaine Hydrochloride concentrations are:

local infiltration	0.25%
peripheral nerve block	0.25% and 0.5%
retrobulbar block	0.75%
sympathetic block	0.25%
lumbar epidural	0.25%, 0.5%, and 0.75% (0.75% not for obstetrical anesthesia)
caudal	0.25% and 0.5%
epidural test dose	0.5% with epinephrine 1:200,000

(See DOSAGE AND ADMINISTRATION for additional information.)

Standard textbooks should be consulted to determine the accepted procedures and techniques for the administration of Bupivacaine Hydrochloride.

## Contraindications

Bupivacaine Hydrochloride is contraindicated in obstetrical paracervical block anesthesia. Its use in this technique has resulted in fetal bradycardia and death.

Bupivacaine Hydrochloride is contraindicated in patients with a known [hypersensitivity](#) to it or to any local anesthetic agent of the amide-type or to other components of Bupivacaine Hydrochloride solutions.

## Warnings

THE 0.75% CONCENTRATION OF Bupivacaine HYDROCHLORIDE IS NOT RECOMMENDED FOR OBSTETRICAL ANESTHESIA.

THERE HAVE BEEN REPORTS OF CARDIAC ARREST WITH DIFFICULT RESUSCITATION OR DEATH DURING USE OF Bupivacaine HYDROCHLORIDE FOR EPIDURAL ANESTHESIA IN OBSTETRICAL PATIENTS. IN MOST CASES, THIS HAS FOLLOWED USE OF THE 0.75% CONCENTRATION. RESUSCITATION HAS BEEN DIFFICULT OR IMPOSSIBLE DESPITE APPARENTLY ADEQUATE PREPARATION AND APPROPRIATE MANAGEMENT. CARDIAC ARREST HAS OCCURRED AFTER CONVULSIONS RESULTING FROM SYSTEMIC TOXICITY, PRESUMABLY FOLLOWING UNINTENTIONAL INTRAVASCULAR INJECTION. THE 0.75% CONCENTRATION SHOULD BE RESERVED FOR SURGICAL PROCEDURES WHERE A HIGH DEGREE OF MUSCLE RELAXATION AND PROLONGED EFFECT ARE NECESSARY.

LOCAL ANESTHETICS SHOULD ONLY BE EMPLOYED BY CLINICIANS WHO ARE WELL VERSED IN DIAGNOSIS AND MANAGEMENT OF DOSE-RELATED TOXICITY AND OTHER ACUTE EMERGENCIES WHICH MIGHT ARISE FROM THE BLOCK TO BE EMPLOYED, AND THEN ONLY AFTER INSURING THE IMMEDIATE AVAILABILITY OF OXYGEN, OTHER RESUSCITATIVE DRUGS, CARDIOPULMONARY RESUSCITATIVE EQUIPMENT, AND THE PERSONNEL RESOURCES NEEDED FOR PROPER MANAGEMENT OF TOXIC REACTIONS AND RELATED EMERGENCIES. (See also ADVERSE REACTIONS, PRECAUTIONS, and OVERDOSAGE.) DELAY IN PROPER MANAGEMENT OF DOSE-RELATED TOXICITY, UNDERVENTILATION FROM ANY CAUSE, AND/OR ALTERED SENSITIVITY MAY LEAD TO THE DEVELOPMENT OF ACIDOSIS, CARDIAC ARREST AND, POSSIBLY, DEATH.

Local anesthetic solutions containing antimicrobial preservatives, i.e., those supplied in multiple-dose vials, should not be used for epidural or caudal anesthesia because safety has not been established with regard to intrathecal injection, either intentionally or unintentionally, of such preservatives. Intra-articular infusions of local anesthetics following arthroscopic and other surgical procedures is an unapproved use, and there have been post-marketing reports of chondrolysis in patients receiving such infusions. The majority of reported cases of chondrolysis have involved the shoulder joint; cases of gleno-humeral chondrolysis have been described in pediatric and adult patients following intraarticular infusions of local anesthetics with and without epinephrine for periods of 48 to 72 hours. There is insufficient information to determine whether shorter infusion periods are not associated with these findings. The time of onset of symptoms, such as joint pain, stiffness and loss of motion can be variable, but may begin as early as the 2nd month after surgery. Currently, there is no effective treatment for chondrolysis; patients who experienced chondrolysis have required additional diagnostic and therapeutic procedures and some required arthroplasty or shoulder replacement. It is essential that aspiration for blood or cerebrospinal fluid (where applicable) be done prior to injecting any local anesthetic, both the original dose and all subsequent doses, to avoid intravascular or subarachnoid injection. However, a negative aspiration does not ensure against an intravascular or subarachnoid injection. Bupivacaine Hydrochloride with epinephrine 1:200,000 or other vasopressors should not be used concomitantly with ergot-type oxytocic drugs, because a severe persistent hypertension may occur. Likewise, solutions of Bupivacaine Hydrochloride containing a vasoconstrictor, such as epinephrine, should be used with extreme caution in patients receiving monoamineoxidase inhibitors (MAOI) or antidepressants of the triptyline or imipramine types, because severe prolonged hypertension may result. Until further experience is gained in pediatric patients younger than 12 years, administration of Bupivacaine Hydrochloride in this age group is not recommended. Mixing or the prior or intercurrent use of any other local anesthetic with Bupivacaine Hydrochloride cannot be recommended because of insufficient data on the clinical use of such mixtures. There have been reports of cardiac arrest and death during the use of Bupivacaine Hydrochloride for intravenous regional anesthesia (Bier Block). Information on safe dosages and techniques of administration of Bupivacaine Hydrochloride in this procedure is lacking. Therefore, Bupivacaine Hydrochloride is not recommended for use in this technique. Bupivacaine Hydrochloride with epinephrine 1:200,000 contains sodium metabisulfite, a sulfite that may cause allergic-type reactions including anaphylactic symptoms and life-threatening or less severe asthmatic episodes in certain susceptible people. The overall prevalence of sulfite sensitivity in the general population is unknown and probably low. Sulfite sensitivity is seen more frequently in asthmatic than in nonasthmatic people. Single-dose ampuls and single-dose vials of Bupivacaine Hydrochloride without epinephrine do not contain sodium metabisulfite.

## Precautions

General:

The safety and [effectiveness](#) of local anesthetics depend on proper dosage, correct technique, adequate precautions, and readiness for emergencies. Resuscitative equipment, oxygen, and other resuscitative drugs should be available for immediate use. (See WARNINGS, ADVERSE REACTIONS, and OVERDOSAGE.) During major regional nerve blocks, the patient should have IV fluids running via an indwelling catheter to assure a functioning intravenous pathway. The lowest dosage of local anesthetic that results in effective anesthesia should be used to avoid high plasma levels and serious adverse effects. The rapid injection of a large volume of local anesthetic solution should be avoided and fractional (incremental) doses should be used when feasible.

Epidural Anesthesia: During epidural administration of Bupivacaine Hydrochloride, 0.5% and 0.75% solutions should be administered in incremental doses of 3 mL to 5 mL with sufficient time between doses to detect toxic manifestations of unintentional intravascular or intrathecal injection. Injections should be made slowly, with frequent aspirations before and during the injection to avoid intravascular injection. Syringe aspirations should also be performed before and during each supplemental injection in continuous (intermittent) catheter techniques. An intravascular injection is still possible even if aspirations for blood are negative. During the administration of epidural anesthesia, it is recommended that a test dose be administered initially and the effects monitored before the full dose is given. When using a "continuous" catheter technique, test doses should be given prior to both the original and all reinforcing doses, because plastic tubing in the epidural space can migrate into a blood vessel or through the dura. When clinical conditions permit, the test dose should contain epinephrine (10 mcg to 15 mcg has been suggested) to serve as a warning of unintended intravascular injection. If injected into a blood vessel, this amount of epinephrine is likely to produce a transient "epinephrine response" within 45 seconds, consisting of an increase in [heart rate](#) and/or systolic blood pressure, circumoral pallor, palpitations, and nervousness in the unседated patient. The sedated patient may exhibit only a pulse rate increase of 20 or more beats per minute for 15 or more seconds. Therefore, following the test dose, the heart rate should be monitored for a heart rate increase. Patients on beta-blockers may not manifest changes in heart rate, but blood pressure monitoring can detect a transient rise in systolic blood pressure. The test dose should also contain 10 mg to 15 mg of Bupivacaine Hydrochloride or an equivalent amount of another local anesthetic to detect an unintended intrathecal administration. This will be evidenced within a few minutes by signs of spinal block (e.g., decreased sensation of the buttocks, paresis of the legs, or, in the sedated patient, absent knee jerk). The Test Dose formulation of Bupivacaine Hydrochloride contains 15 mg of Bupivacaine and 15 mcg of epinephrine in a volume of 3 mL. An intravascular or subarachnoid injection is still possible even if results of the test dose are negative. The test dose itself may produce a systemic toxic reaction, high spinal or epinephrine-induced cardiovascular effects. Injection of repeated doses of local anesthetics may cause significant increases in plasma levels with each repeated dose due to slow accumulation of the drug or its metabolites, or to slow metabolic degradation. Tolerance to elevated blood levels varies with the status of the patient. Debilitated, elderly patients and acutely ill patients should be given reduced doses commensurate with their age and physical status. Local anesthetics should also be used with caution in patients with hypotension or heartblock. Careful and constant monitoring of cardiovascular and respiratory (adequacy of ventilation) vital signs and the patient's state of consciousness should be performed after each local anesthetic injection. It should be kept in mind at such times that restlessness, anxiety, incoherent speech, lightheadedness, numbness and tingling of the mouth and lips, metallic taste, tinnitus, dizziness, blurred vision, tremors, twitching, depression, or drowsiness may be early warning signs of central nervous system toxicity. Local anesthetic solutions containing a vasoconstrictor should be used cautiously and in carefully restricted quantities in areas of the body supplied by end arteries or having otherwise compromised blood supply such as digits, nose, external ear, or penis. Patients with hypertensive vascular disease may exhibit exaggerated vasoconstrictor response. Ischemic injury or necrosis may result. Because amide-local anesthetics such as Bupivacaine Hydrochloride are metabolized by the liver, these drugs, especially repeat doses, should be used cautiously in patients with hepatic disease. Patients with severe hepatic disease, because of their inability to metabolize local anesthetics normally, are at a greater risk of developing toxic plasma concentrations. Local anesthetics should also be used with caution in patients with impaired cardiovascular function because they may be less able to compensate for functional changes associated with the prolongation of AV conduction produced by these drugs. Serious dose-related cardiac arrhythmias may occur if preparations containing a vasoconstrictor such as epinephrine are employed in patients during or following the administration of potent inhalation anesthetics. In deciding whether to use these products concurrently in the same patient, the combined action of both agents upon the myocardium, the concentration and volume of vasoconstrictor used, and the time since injection, when applicable, should be taken into account. Many drugs used during the conduct of anesthesia are considered potential

triggering agents for familial malignant hyperthermia. Because it is not known whether amide-type local anesthetics may trigger this reaction and because the need for supplemental general anesthesia cannot be predicted in advance, it is suggested that a standard protocol for management should be available. Early unexplained signs of tachycardia, tachypnea, labile blood pressure, and metabolic acidosis may precede temperature elevation. Successful outcome is dependent on early diagnosis, prompt discontinuance of the suspect triggering agent(s) and prompt institution of treatment, including oxygen therapy, indicated supportive measures and dantrolene. (Consult dantrolene sodium intravenous package insert before using.)

**Use in Head and Neck Area:** Small doses of local anesthetics injected into the head and neck area, including retrobulbar, dental, and stellate ganglion blocks, may produce adverse reactions similar to systemic toxicity seen with unintentional intravascular injections of larger doses. The injection procedures require the utmost care. Confusion, convulsions, respiratory depression, and/or respiratory arrest, and cardiovascular stimulation or depression have been reported. These reactions may be due to intra-arterial injection of the local anesthetic with retrograde flow to the cerebral circulation. They may also be due to puncture of the dural sheath of the optic nerve during retrobulbar block with diffusion of any local anesthetic along the subdural space to the midbrain. Patients receiving these blocks should have their circulation and respiration monitored and be constantly observed. Resuscitative equipment and personnel for treating adverse reactions should be immediately available. Dosage recommendations should not be exceeded. (See DOSAGE AND ADMINISTRATION.)

**Use in Ophthalmic Surgery:** Clinicians who perform retrobulbar blocks should be aware that there have been reports of respiratory arrest following local anesthetic injection. Prior to retrobulbar block, as with all other regional procedures, the immediate availability of equipment, drugs, and personnel to manage respiratory arrest or depression, convulsions, and cardiac stimulation or depression should be assured (see also WARNINGS and Use In Head and Neck Area, above). As with other anesthetic procedures, patients should be constantly monitored following ophthalmic blocks for signs of these adverse reactions, which may occur following relatively low total doses. A concentration of 0.75% Bupivacaine is indicated for retrobulbar block; however, this concentration is not indicated for any other peripheral nerve block, including the facial nerve, and not indicated for local infiltration, including the conjunctiva (see INDICATIONS AND USAGE and PRECAUTIONS, General). Mixing Bupivacaine Hydrochloride with other local anesthetics is not recommended because of insufficient data on the clinical use of such mixtures. When Bupivacaine Hydrochloride 0.75% is used for retrobulbar block, complete corneal anesthesia usually precedes onset of clinically acceptable external ocular muscle akinesia. Therefore, presence of akinesia rather than anesthesia alone should determine readiness of the patient for surgery.

#### Information for Patients:

When appropriate, patients should be informed in advance that they may experience temporary loss of sensation and motor activity, usually in the lower half of the [body](#), following proper administration of caudal or epidural anesthesia. Also, when appropriate, the physician should discuss other information including adverse reactions in the package insert of Bupivacaine Hydrochloride.

#### Clinically Significant Drug Interactions:

The administration of local anesthetic solutions containing epinephrine or norepinephrine to patients receiving monoamine oxidase inhibitors or tricyclic antidepressants may produce severe, prolonged hypertension. Concurrent use of these agents should generally be avoided. In situations when concurrent therapy is necessary, careful patient monitoring is essential. Concurrent administration of vasopressor drugs and of ergot-type oxytocic drugs may cause severe, persistent hypertension or cerebrovascular accidents. Phenothiazines and butyrophenones may reduce or reverse the pressor effect of epinephrine.

#### Carcinogenesis, Mutagenesis, Impairment of [Fertility](#):

Long-term studies in animals of most local anesthetics including Bupivacaine to evaluate the carcinogenic potential have not been conducted. Mutagenic potential or the effect on fertility has not been determined. There is no evidence from human data that Bupivacaine Hydrochloride may be carcinogenic or mutagenic or that it impairs fertility.

#### [Pregnancy](#) Category C:

Decreased pup survival in rats and an embryocidal effect in rabbits have been observed when Bupivacaine hydrochloride was administered to these species in doses comparable to nine and five times respectively the maximum recommended daily human dose (400 mg). There are no adequate and well-controlled studies in pregnant women of the effect of Bupivacaine on the

developing fetus. Bupivacaine hydrochloride should be used during pregnancy only if the potential benefit justifies the potential risk to the fetus. This does not exclude the use of Bupivacaine Hydrochloride at term for obstetrical anesthesia or analgesia. (See Labor and Delivery.)

#### Labor and Delivery:

SEE BOXED WARNING REGARDING OBSTETRICAL USE OF 0.75% Bupivacaine HYDROCHLORIDE. Bupivacaine Hydrochloride is contraindicated for obstetrical paracervical block anesthesia. Local anesthetics rapidly cross the placenta, and when used for epidural, caudal, or pudendal block anesthesia, can cause varying degrees of maternal, fetal, and neonatal toxicity. (See CLINICAL PHARMACOLOGY, Pharmacokinetics.) The incidence and degree of toxicity depend upon the procedure performed, the type, and amount of drug used, and the technique of drug administration. Adverse reactions in the parturient, fetus, and neonate involve alterations of the central nervous system, peripheral vascular tone, and cardiac function. Maternal hypotension has resulted from regional anesthesia. Local anesthetics produce vasodilation by blocking sympathetic nerves. Elevating the patient's legs and positioning her on her left side will help prevent decreases in blood pressure. The fetal heart rate also should be monitored continuously and electronic fetal monitoring is highly advisable. Epidural, caudal, or pudendal anesthesia may alter the forces of parturition through changes in uterine contractility or maternal expulsive efforts. Epidural anesthesia has been reported to prolong the second stage of labor by removing the parturient's reflex urge to bear down or by interfering with motor function. The use of obstetrical anesthesia may increase the need for forceps assistance. The use of some local anesthetic drug products during labor and delivery may be followed by diminished muscle strength and tone for the first day or two of life. This has not been reported with Bupivacaine. It is extremely important to avoid aortocaval compression by the gravid uterus during administration of regional block to parturients. To do this, the patient must be maintained in the left lateral decubitus position or a blanket roll or sandbag may be placed beneath the right hip and gravid uterus displaced to the left.

#### Nursing Mothers:

Bupivacaine has been reported to be excreted in human milk suggesting that the nursing infant could be theoretically exposed to a dose of the drug. Because of the potential for serious adverse reactions in nursing infants from Bupivacaine, a decision should be made whether to discontinue nursing or not administer Bupivacaine, taking into account the importance of the drug to the [mother](#).

#### Pediatric Use:

Until further experience is gained in pediatric patients younger than 12 years, administration of Bupivacaine Hydrochloride in this age group is not recommended. Continuous infusions of Bupivacaine in children have been reported to result in high systemic levels of Bupivacaine and seizures; high plasma levels may also be associated with cardiovascular abnormalities. (See WARNINGS, PRECAUTIONS, and OVERDOSAGE.)

#### Geriatric Use:

Patients over 65 years, particularly those with hypertension, may be at increased risk for developing hypotension while undergoing anesthesia with Bupivacaine Hydrochloride. (See ADVERSE REACTIONS.) Elderly patients may require lower doses of Bupivacaine Hydrochloride. (See PRECAUTIONS, Epidural Anesthesia and DOSAGE AND ADMINISTRATION.) In clinical studies, differences in various pharmacokinetic parameters have been observed between elderly and younger patients. (See CLINICAL PHARMACOLOGY.) This product is known to be substantially excreted by the kidney, and the risk of toxic reactions to this drug may be greater in patients with impaired renal function. Because elderly patients are more likely to have decreased renal function, care should be taken in dose selection, and it may be useful to monitor renal function. (See CLINICAL PHARMACOLOGY.)

## Adverse Reactions

Reactions to Bupivacaine Hydrochloride are characteristic of those associated with other amide-type local anesthetics. A major cause of adverse reactions to this group of drugs is excessive plasma levels, which may be due to overdosage, unintentional intravascular injection, or slow metabolic degradation. The most commonly encountered acute adverse experiences which demand immediate counter-measures are related to the central nervous system and the cardiovascular system. These adverse experiences are generally dose related and due to high



plasma levels which may result from overdosage, rapid absorption from the injection site, diminished tolerance, or from unintentional intravascular injection of the local anesthetic solution. In addition to systemic dose-related toxicity, unintentional subarachnoid injection of drug during the intended performance of caudal or lumbar epidural block or nerve blocks near the vertebral column (especially in the head and neck region) may result in underventilation or apnea ("Total or High Spinal"). Also, hypotension due to loss of sympathetic tone and respiratory paralysis or underventilation due to cephalad extension of the motor level of anesthesia may occur. This may lead to secondary cardiac arrest if untreated. Patients over 65 years, particularly those with hypertension, may be at increased risk for experiencing the hypotensive effects of Bupivacaine Hydrochloride. Factors influencing plasma protein binding, such as acidosis, systemic diseases which alter protein production, or competition of other drugs for protein binding sites, may diminish individual tolerance.

**Central Nervous System Reactions:** These are characterized by excitation and/or depression. Restlessness, anxiety, dizziness, tinnitus, blurred vision, or tremors may occur, possibly proceeding to convulsions. However, excitement may be transient or absent, with depression being the first manifestation of an adverse reaction. This may quickly be followed by drowsiness merging into unconsciousness and respiratory arrest. Other central nervous system effects may be nausea, vomiting, chills, and constriction of the pupils. The incidence of convulsions associated with the use of local anesthetics varies with the procedure used and the total dose administered. In a survey of studies of epidural anesthesia, overt toxicity progressing to convulsions occurred in approximately 0.1% of local anesthetic administrations.

**Cardiovascular System Reactions:** High doses or unintentional intravascular injection may lead to high plasma levels and related depression of the myocardium, decreased cardiac output, heartblock, hypotension, bradycardia, ventricular arrhythmias, including ventricular tachycardia and ventricular fibrillation, and cardiac arrest. (See WARNINGS, PRECAUTIONS, and OVERDOSAGE sections.)

**Allergic:** Allergic-type reactions are rare and may occur as a result of sensitivity to the local anesthetic or to other formulation ingredients, such as the antimicrobial preservative methylparaben contained in multiple-dose vials or sulfites in epinephrine-containing solutions. These reactions are characterized by signs such as urticaria, pruritus, erythema, angioneurotic edema (including laryngeal edema), tachycardia, sneezing, nausea, vomiting, dizziness, syncope, [excessive sweating](#), elevated temperature, and possibly, anaphylactoid-like symptomatology (including severe hypotension). Cross sensitivity among members of the amide-type local anesthetic group has been reported. The usefulness of screening for sensitivity has not been definitely established.

**Neurologic:** The incidences of adverse neurologic reactions associated with the use of local anesthetics may be related to the total dose of local anesthetic administered and are also dependent upon the particular drug used, the route of administration, and the physical status of the patient. Many of these effects may be related to local anesthetic techniques, with or without a contribution from the drug. In the practice of caudal or lumbar epidural block, occasional unintentional penetration of the subarachnoid space by the catheter or needle may occur. Subsequent adverse effects may depend partially on the amount of drug administered intrathecally and the physiological and physical effects of a dural puncture. A high spinal is characterized by paralysis of the legs, loss of consciousness, respiratory paralysis, and bradycardia. Neurologic effects following epidural or caudal anesthesia may include spinal block of varying magnitude (including high or total spinal block); hypotension secondary to spinal block; urinary retention; fecal and urinary incontinence; loss of perineal sensation and sexual function; persistent anesthesia, paresthesia, weakness, paralysis of the lower extremities and loss of sphincter control all of which may have slow, incomplete, or no recovery; headache; backache; septic meningitis; meningismus; slowing of labor; increased incidence of forceps delivery; and cranial nerve palsies due to traction on nerves from loss of cerebrospinal fluid.

Neurologic effects following other procedures or routes of administration may include persistent anesthesia, paresthesia, weakness, paralysis, all of which may have slow, incomplete, or no recovery.

---

[Ads by Google](#)

[Drug Testing](#)

Employment Screening Drug Testing Drug Testing  
with online results

[www.ManagementInfoServices.com](http://www.ManagementInfoServices.com)

[Safe Conscious Sedation](#)

Education, training & certification Sedation  
administration techniques

[www.SedationConsulting.com](http://www.SedationConsulting.com)

[#1 Addiction Rehab Center](#)

Adult, Addiction Rehab & Detox All Private Rooms,

Insurance OK

[TransformationsTreatment.com](http://TransformationsTreatment.com)

## Overdosage

Acute emergencies from local anesthetics are generally related to high plasma levels encountered during therapeutic use of local anesthetics or to unintended subarachnoid injection of local anesthetic solution. (See ADVERSE REACTIONS, WARNINGS, and PRECAUTIONS.)

Management of Local Anesthetic Emergencies: The first consideration is prevention, best accomplished by careful and constant monitoring of cardiovascular and respiratory vital signs and the patient's state of consciousness after each local anesthetic injection. At the first sign of change, oxygen should be administered.

The first step in the management of systemic toxic reactions, as well as underventilation or apnea due to unintentional subarachnoid injection of drug solution, consists of immediate attention to the establishment and maintenance of a patent airway and effective assisted or controlled ventilation with 100% oxygen with a delivery system capable of permitting immediate positive airway pressure by mask. This may prevent convulsions if they have not already occurred. If necessary, use drugs to control the convulsions. A 50 mg to 100 mg bolus IV injection of succinylcholine will paralyze the patient without depressing the central nervous or cardiovascular systems and facilitate ventilation. A bolus IV dose of 5 mg to 10 mg of diazepam or 50 mg to 100 mg of thiopental will permit ventilation and counteract central nervous system stimulation, but these drugs also depress central nervous system, respiratory, and cardiac function, add to postictal depression and may result in apnea. Intravenous barbiturates, anticonvulsant agents, or muscle relaxants should only be administered by those familiar with their use. Immediately After the institution of these ventilatory measures, the adequacy of the circulation should be evaluated. Supportive treatment of circulatory depression may require administration of intravenous fluids, and when appropriate, a vasopressor dictated by the clinical situation (such as ephedrine or epinephrine to enhance myocardial contractile force). Endotracheal intubation, employing drugs and techniques familiar to the clinician, may be indicated after initial administration of oxygen by mask if difficulty is encountered in the maintenance of a patent airway, or if prolonged ventilatory support (assisted or controlled) is indicated. Recent clinical data from patients experiencing local anesthetic-induced convulsions demonstrated rapid development of hypoxia, hypercarbia, and acidosis with Bupivacaine within a minute of the onset of convulsions. These observations suggest that oxygen consumption and carbon dioxide production are greatly increased during local anesthetic convulsions and emphasize the importance of immediate and effective ventilation with oxygen which may avoid cardiac arrest.

If not treated immediately, convulsions with simultaneous hypoxia, hypercarbia, and acidosis plus myocardial depression from the direct effects of the local anesthetic may result in cardiac arrhythmias, bradycardia, asystole, ventricular fibrillation, or cardiac arrest. Respiratory abnormalities, including apnea, may occur. Underventilation or apnea due to unintentional subarachnoid injection of local anesthetic solution may produce these same signs and also lead to cardiac arrest if ventilatory support is not instituted. If cardiac arrest should occur, successful outcome may require prolonged resuscitative efforts. The supine position is dangerous in pregnant women at term because of aortocaval compression by the gravid uterus. Therefore during treatment of systemic toxicity, maternal hypotension or fetal bradycardia following regional block, the parturient should be maintained in the left lateral decubitus position if possible, or manual displacement of the uterus off the great vessels be accomplished. The mean seizure dosage of Bupivacaine in rhesus monkeys was found to be 4.4 mg/kg with mean arterial plasma concentration of 4.5 mcg/mL. The intravenous and subcutaneous LD50 in mice is 6 mg/kg to 8 mg/kg and 38 mg/kg to 54 mg/kg respectively.

## Dosage and Administration

The dose of any local anesthetic administered varies with the anesthetic procedure, the area to be anesthetized, the vascularity of the tissues, the number of neuronal segments to be blocked, the depth of anesthesia and degree of muscle relaxation required, the duration of anesthesia desired, individual tolerance, and the physical condition of the patient. The smallest dose and

concentration required to produce the desired result should be administered. Dosages of Bupivacaine Hydrochloride should be reduced for elderly and/or debilitated patients and patients with cardiac and/or liver disease. The rapid injection of a large volume of local anesthetic solution should be avoided and fractional (incremental) doses should be used when feasible. For specific techniques and procedures, refer to standard textbooks. There have been adverse event reports of chondrolysis in patients receiving intra-articular infusions of local anesthetics following arthroscopic and other surgical procedures. Bupivacaine Hydrochloride is not approved for this use (see WARNINGS and DOSAGE AND ADMINISTRATION).

In recommended doses, Bupivacaine Hydrochloride produces complete sensory block, but the effect on motor function differs among the three concentrations.

0.25%# when used for caudal, epidural, or peripheral nerve block, produces incomplete motor block. Should be used for operations in which muscle relaxation is not important, or when another means of providing muscle relaxation is used concurrently. Onset of action may be slower than with the 0.5% or 0.75% solutions. 0.5% # provides motor blockade for caudal, epidural, or nerve block, but muscle relaxation may be inadequate for operations in which complete muscle relaxation is essential.

0.75% # produces complete motor block. Most useful for epidural block in abdominal operations requiring complete muscle relaxation, and for retrobulbar anesthesia. Not for obstetrical anesthesia. The duration of anesthesia with Bupivacaine Hydrochloride is such that for most indications, a single dose is sufficient. Maximum dosage limit must be individualized in each case after evaluating the size and physical status of the patient, as well as the usual rate of systemic absorption from a particular injection site. Most experience to date is with single doses of Bupivacaine Hydrochloride up to 225 mg with epinephrine 1:200,000 and 175 mg without epinephrine; more or less drug may be used depending on individualization of each case. These doses may be repeated up to once every three hours. In clinical studies to date, total daily doses have been up to 400 mg. Until further experience is gained, this dose should not be exceeded in 24 hours. The duration of anesthetic effect may be prolonged by the addition of epinephrine. The dosages in Table 1 have generally proved satisfactory and are recommended as a guide for use in the average adult. These dosages should be reduced for elderly or debilitated patients. Until further experience is gained, Bupivacaine Hydrochloride is not recommended for pediatric patients younger than 12 years. Bupivacaine Hydrochloride is contraindicated for obstetrical paracervical blocks, and is not recommended for intravenous regional anesthesia (Bier Block).

Use in Epidural Anesthesia: During epidural administration of Bupivacaine Hydrochloride, 0.5% and 0.75% solutions should be administered in incremental doses of 3 mL to 5 mL with sufficient time between doses to detect toxic manifestations of unintentional intravascular or intrathecal injection. In obstetrics, only the 0.5% and 0.25% concentrations should be used; incremental doses of 3 mL to 5 mL of the 0.5% solution not exceeding 50 mg to 100 mg at any dosing interval are recommended. Repeat doses should be preceded by a test dose containing epinephrine if not contraindicated. Use only the single-dose ampuls and single-dose vials for caudal or epidural anesthesia; the multiple-dose vials contain a preservative and therefore should not be used for these procedures.

Test Dose for Caudal and Lumbar Epidural Blocks: The Test Dose of Bupivacaine Hydrochloride (0.5% Bupivacaine with 1:200,000 epinephrine in a 3 mL ampul) is recommended for use as a test dose when clinical conditions permit prior to caudal and lumbar epidural blocks. This may serve as a warning of unintended intravascular or subarachnoid injection. (See PRECAUTIONS.) The pulse rate and other signs should be monitored carefully immediately following each test dose administration to detect possible intravascular injection, and adequate time for onset of spinal block should be allotted to detect possible intrathecal injection. An intravascular or subarachnoid injection is still possible even if results of the test dose are negative. The test dose itself may produce a systemic toxic reaction, high spinal or cardiovascular effects from the epinephrine. (See WARNINGS and OVERDOSAGE.) Unused portions of solution not containing preservatives, i.e., those supplied in single-dose ampuls and single-dose vials, should be discarded following initial use. This product should be inspected visually for particulate matter and discoloration prior to administration whenever solution and container permit. Solutions which are discolored or which contain particulate matter should not be administered.

Table 1.

#### Recommended Concentrations and Doses of Bupivacaine Hydrochloride

Type of Block	Conc.	Each Dose (mL)	(mg)	Motor Block(1)

Local Infiltration	0.25%(4)	up to max.	up to max.	-
Epidural	0.75%(2,4)	10-20	75-150	complete
	0.5%(4)	10-20	50-100	moderate to complete
	0.25%(4)	10-20	25-50	partial to complete
Caudal	0.5%(4)	15-30	75-150	moderate to complete
	0.25%(4)	15-30	37.5-75	moderate
Peripheral nerves	0.5%(4)	5 to max.	25 to max.	moderate to complete
	0.25%(4)	5 to max.	12.5 to max.	moderate to complete
Retrobulbar(3)	0.75%(4)	2-4	15-30	complete
Sympathetic	0.25%	20-50	50-125	-
Epidural(3)	0.5%	2-3	10-15	-
Test Dose	w/ epi		10-15 micrograms epinephrine)	

(1)With continuous (intermittent) techniques, repeat doses increase the degree of motor block. The first repeat dose of 0.5% may produce complete motor block. Intercostal nerve block with 0.25% may also produce complete motor block for intra-abdominal surgery.

(2)For single-dose use, not for intermittent epidural technique. Not for obstetrical anesthesia.

(3)See PRECAUTIONS.

(4)Solutions with or without epinephrine.

## How Supplied

These solutions are not for spinal anesthesia.

Store at 20 to 25°C (68 to 77°F). [See USP Controlled Room Temperature.]

Bupivacaine Hydrochloride # Solutions of Bupivacaine Hydrochloride that do not contain epinephrine may be autoclaved. Autoclave at 15-pound pressure, 121°C (250°F) for 15 minutes. Do not autoclave product packaged in Abboject® Syringes.

NDC No.	Conc.	Size	pH	Package
0409-1158-01	0.25%	30 mL	6.0 (4.0 to 6.5)	Ampul
0409-1158-02		50 mL	6.0 (4.0 to 6.5)	Ampul
0409-4272-01	0.25%	20 mL	6.0 (4.0 to 6.5)	Steril Pack Ampul
0409-1159-01	0.25%	10 mL	5.4 (4.0 to 6.5)	Teartop Vial
0409-1159-02		30 mL	5.4 (4.0 to 6.5)	Teartop Vial
0409-1160-01	0.25%	50 mL	5.4 (4.0 to 6.5)	Fliptop vial (Multiple-Dose)
0409-1161-01	0.5%	30 mL	6.0 (4.0 to 6.5)	Ampul
0409-4273-01	0.5%	20 mL	6.0 (4.0 to 6.5)	Steril Pack Ampul
0409-1163-01	0.5%	50 mL	5.4 (4.0 to 6.5)	Fliptop vial (Multiple-Dose)
0409-1162-01	0.5%	10 mL	5.4 (4.0 to 6.5)	Teartop Vial
0409-1162-02		30 mL	5.4 (4.0 to 6.5)	Teartop Vial
0409-4274-01	0.75%	20 mL	6.0 (4.0 to 6.5)	Steril Pack Ampul
0409-1164-01	0.75%	30 mL	6.0 (4.0 to 6.5)	Ampul
0409-1165-01	0.75%	10 mL	5.4 (4.0 to 6.5)	Teartop Vial
0409-1165-02		30 mL	5.4 (4.0 to 6.5)	Teartop Vial

Bupivacaine Hydrochloride with epinephrine 1:200,000 (as bitartrate)#Solutions of Bupivacaine Hydrochloride that contain epinephrine should not be autoclaved and should be protected from light. Do not use the solution if its color is pinkish or darker than slightly yellow or if it contains a precipitate.

Concentration  
Bupivacaine

NDC No.	HCL	Size	pH	Package
0409-9042-01	0.25%	10 mL	4.0 (3.3 to 5.5)	Teartop Vial
0409-9042-02	0.25%	30 mL	4.0 (3.3 to 5.5)	Teartop Vial
0409-9043-01	0.25%	50 mL	4.0 (3.3 to 5.5)	Fliptop vial (Multiple-Dose)
0409-9045-01	0.5%	10 mL	4.0 (3.3 to 5.5)	Teartop Vial
0409-9045-02	0.5%	30 mL	4.0 (3.3 to 5.5)	Teartop Vial
0409-9046-01	0.5%	50 mL	4.0 (3.3 to 5.5)	Fliptop vial (Multiple-Dose)

Revised: December, 2009

Printed in USA EN-2349

Hospira, Inc  
Lake Forest, IL 600415  
USA

Sample Package Label

NDC # S2584-160-01  
LOT # XXXX  
Exp: mm-dd-yy  
Serial # XXXXXX

PACKAGED BY GIV  
BASTIAN, VA 24314

**0.25% BUPIVACAINE HCL**  
2.5 mg/ml      INJECTION, USP  
50 ml            Multi Dose Vial

SEE MANUFACTURER'S INSERT  
FOR COMPLETE PRODUCT AND  
PRESCRIBING INFORMATION

Keep out of  
children's reach.

Store at controlled room  
temperature 68F to 77F.

FOR INFILTRATION AND NERVE BLOCK  
NOT FOR CAUDAL, EPIDURAL OR SPINAL ANESTHESIA

MANUFACTURER INFORMATION

Hospira

ORIG MFG LOT: XX-XXX-XX



0409-1160-01



Item # 6023287

RX ONLY

**Bupivacaine HYDROCHLORIDE**  
Bupivacaine hydrochloride injection

## Product Information

Product Type	HUMAN PRESCRIPTION DRUG	NDC Product Code (Source)	52584-160 (0409-1160)
Route of Administration	INFILTRATION	DEA Schedule	

## Active Ingredient/Active Moiety

Ingredient Name	Basis of Strength	Strength
Bupivacaine Hydrochloride (Bupivacaine)	Bupivacaine Hydrochloride	2.5 mg in 1 mL

## Inactive Ingredients

Ingredient Name Strength

No Inactive Ingredients Found

## Product Characteristics

Color Score

Shape Size

Flavor Imprint Code

Contains

## Packaging

#	NDC	Package Description	Multilevel Packaging
1	52584-160-01	1 VIAL In 1 BAG	contains a VIAL, MULTI-DOSE
1		50 mL In 1 VIAL, MULTI-DOSE	This package is contained within the BAG (52584-160-01)

## Marketing Information

Marketing Category	Application Number or Monograph Citation	Marketing Start Date	Marketing End Date
ANDA	ANDA070590	07/01/2010	

Labeler - General Injectables &amp; Vaccines, Inc (108250663)

Revised: 07/2010 General Injectables &amp; Vaccines, Inc

[Ads by Google](#)[Drug Safety Information](#)

Get Specialized Resources At The Official Pfizer Professional Site.

[www.PfizerPro.com/Relpax](http://www.PfizerPro.com/Relpax)

 [Printable Version](#)
 [Email](#)
 [Recommend](#)
 [Tweet](#)
 [Save or Share](#)

## More Bupivacaine resources

- [Bupivacaine Side Effects](#) (in More Detail)
- [Bupivacaine Use in Pregnancy & Breastfeeding](#)
- [Bupivacaine Drug Interactions](#)
- [Bupivacaine Support Group](#)
- [1 Review for Bupivacaine - Add your own review/rating](#)

**Med Facts** [Bupivacaine Solution MedFacts Consumer Leaflet](#) (Wolters Kluwer)

**Concise** [bupivacaine Concise Consumer Information](#) (Cerner Multum)

**Professional** [Bupivacaine Hydrochloride Monograph](#) (AHFS DI)






**Med Facts** [Marcaine Spinal Solution MedFacts Consumer Leaflet](#) (Wolters Kluwer)

## Compare Bupivacaine with other medications

- [Cesarean Section](#)
- [Local Anesthesia](#)

[Ads by Google](#) [Drug Treatment](#) [Drug Rehab](#) [Drug Clinic](#) [Drug Center](#)

Support	About Drugs.com	Your Privacy
<p><a href="#">Advertise With Us</a>  <a href="#">Frequently Asked Questions</a>  <a href="#">Pharmaceutical Companies</a>  <a href="#">Widgets for your Website</a>  <a href="#">Content Submissions</a>  <a href="#">About Drugs.com</a>  <a href="#">Contact Us</a>  <a href="#">Sitemap</a></p> <p>Follow us on:  </p>	<p>Drugs.com provides accurate and independent information on more than 24,000 prescription drugs, over-the-counter medicines &amp; natural products. This material is provided for educational purposes only and is not to be used for medical advice, diagnosis or treatment.</p> <p>Data sources include Micromedex™ (updated Feb 3rd, 2011), Cerner Multum™ (updated Jan 20th, 2011), Wolters Kluwer™ (updated Jan 12th, 2011) and others. To view content sources and attributions, refer to our <a href="#">editorial policy</a>.</p> <p>Copyright © 2000-2011 Drugs.com. All rights reserved.</p>	<p><a href="#">Terms of Use</a> · <a href="#">Privacy Policy</a></p> <p> <b>TRUSTe</b>  <small>CERTIFIED PRIVACY</small>  <small>Verify Here</small></p> <p> We comply with the HONcode standard for trustworthy health information.  <a href="#">Verify here</a></p> <p> Ad Choices</p>

(web9)